




Table 1 General rates, 2001			
Incidence (crude rate)	31.6	0.6	58.4
Incidence (age-standardised, world standard)	21.4	0.4	37.4
Incidence (age-standardised, Ukrainian standard 2000)	31.3	0.7	53.4
Change of incidence rate 2001 in comparison with 2000 (age-standardized rates, Ukrainian standard 2000, %)	-0.76% ~~	-8.75% ~~	-0.98% ~~
Mortality (crude rate)	16.0	0.3	29.7
Mortality (age-standardised, world standard)	10.2	0.2	17.5
Mortality (age-standardised, Ukrainian standard 2000)	15.9	0.4	26.3
Lived less than 1 year since the diagnosis in 2001, %	13.7	19.2	13.7
From among the newly diagnosed – diagnosed post mortem, %	0.4	0.0	0.4
Microscopically verified diagnoses, %	87.2	86.0	87.2
Diagnoses verified with histology, %	66.2	64.3	66.2
Patients diagnosed during the preventive medical examinations, %	31.0	24.8	31.1
Newly diagnosed patients underwent the special treatment, %	78.6	67.5	78.7
From among them:			
- surgical treatment only, %	14.0	17.3	13.9
- combined or complex scheme of treatment, %	65.2	63.0	65.2
Incidence of children population (per 100 000 of children pop.)	0.0	0.0	0.0
Mortality of children population (per 100 000 of children pop.)	0.0	0.0	0.0



















Table 2 Incidence and mortality, 2001	Crude incidence rate per 100 000 of population			Age-standardised incidence rate (world standard)			Age-standardised incidence rate (Ukrainian standard, 2000)			Crude mortality rate per 100 000 of population			Age-standardised mortality rate (world standard)			Age-standardised mortality rate (Ukrainian standard, 2000)		
																		
Ukraine	31.6	0.6	58.4	21.4	0.4	37.4	31.3	0.7	53.4	16.0	0.3	29.7	10.2	0.2	17.5	15.9	0.4	26.3
AR Krym	34.5	0.4	64.3	23.0	0.3	39.7	34.8	0.6	58.3	16.1	0.2	29.9	10.6	0.2	18.0	16.5	0.3	27.0
Vinnitska	28.1	1.0	50.8	18.7	0.7	32.5	26.9	1.1	45.8	13.4	0.3	24.3	8.4	0.2	14.5	12.5	0.3	21.1
Volynska	20.0	0.0	37.9	15.0	0.0	27.0	21.4	0.0	37.6	11.7	0.0	22.2	8.4	0.0	14.7	12.7	0.0	21.6
Dnipropetrovska	34.0	0.6	62.8	22.9	0.5	39.7	33.6	0.7	56.8	18.2	0.3	33.7	11.6	0.2	19.6	18.2	0.3	29.9
Donetska	36.7	0.4	67.8	23.0	0.3	40.1	34.4	0.5	58.3	18.5	0.3	34.1	11.2	0.2	18.9	17.6	0.4	28.8
Zhytomirska	25.4	0.5	47.2	17.7	0.3	31.7	25.1	0.6	44.0	14.4	0.2	26.8	9.4	0.1	16.5	13.9	0.2	23.8
Zakarpatska	18.4	0.0	35.6	14.8	0.0	27.1	21.1	0.0	37.8	9.5	0.0	18.3	7.4	0.0	13.2	11.5	0.0	20.0
Ivano-Frankivska	23.4	0.3	44.3	17.7	0.2	31.7	25.2	0.3	44.3	11.6	0.3	21.9	8.0	0.2	13.7	12.7	0.4	21.1
Kyivska	31.0	0.4	57.4	21.3	0.3	37.8	30.6	0.6	53.1	14.3	0.4	26.3	8.7	0.2	14.7	13.9	0.5	22.7
Kirovogradska	33.7	1.1	61.4	22.2	0.7	38.3	32.6	1.2	54.9	15.9	0.2	29.3	9.4	0.2	15.9	14.9	0.3	24.5
Louganska	32.1	0.8	59.1	20.5	0.5	35.3	30.6	0.7	51.5	19.6	0.3	36.4	12.0	0.2	20.2	19.1	0.2	31.1
Lvivska	24.7	0.4	46.7	17.9	0.3	31.9	26.3	0.6	45.7	11.7	0.2	22.1	8.1	0.1	14.2	12.3	0.2	20.9
Mykolajivska	36.8	1.0	68.0	25.4	0.9	43.7	38.0	1.3	63.7	15.5	0.5	28.5	10.6	0.4	18.1	16.1	0.7	26.7
Odesska	37.6	0.4	70.0	25.8	0.3	44.8	38.2	0.5	64.8	20.3	0.4	37.8	13.2	0.3	22.4	21.0	0.5	34.7
Poltavska	36.2	0.8	66.1	23.2	0.6	40.4	34.1	0.9	58.1	18.4	0.3	33.7	11.2	0.2	19.2	17.1	0.3	28.6
Rivnenska	20.7	0.7	38.8	15.8	0.6	27.8	23.2	1.1	39.9	12.4	0.4	23.3	9.3	0.3	16.2	14.0	0.5	23.8
Soumska	28.8	0.5	52.7	18.8	0.3	33.3	27.2	0.6	47.0	16.1	0.2	29.5	10.0	0.1	17.5	14.9	0.2	25.4
Ternopil'ska	21.6	0.4	40.2	14.8	0.3	25.9	21.9	0.5	37.5	12.1	0.0	22.7	8.3	0.0	14.6	12.2	0.0	20.9
Kharkivska	36.9	1.0	67.4	24.8	0.7	42.8	35.8	1.3	60.3	19.1	0.6	34.8	11.9	0.4	19.9	18.5	0.7	30.1
Khersonska	34.7	0.5	64.7	24.8	0.4	43.5	36.3	0.7	62.2	16.0	0.5	29.6	10.7	0.4	17.7	17.4	0.7	27.9
Khmelnitska	28.7	0.8	52.6	19.8	0.6	35.1	28.0	0.9	48.4	14.6	0.3	26.9	8.7	0.2	14.9	13.7	0.3	22.5
Cherkasska	30.3	1.1	54.8	19.6	0.6	34.2	28.6	1.2	48.7	16.1	0.2	29.5	10.5	0.1	18.4	15.1	0.2	25.9
Chernivetska	24.7	0.7	45.8	18.8	0.4	33.1	26.8	0.9	46.3	13.6	0.5	25.2	9.5	0.3	16.1	14.9	0.6	24.7
Chernigivska	25.3	0.7	45.5	16.3	0.4	28.7	23.0	0.7	39.8	13.1	0.5	23.3	7.0	0.4	11.8	11.0	0.5	18.0
Kyiv city	41.2	0.6	77.1	29.2	0.5	51.0	44.0	1.0	75.2	17.2	0.1	32.3	12.0	0.1	20.5	19.1	0.2	31.9
Sevastopol city	44.3	1.1	82.2	28.9	0.9	47.9	45.2	1.2	72.8	19.8	1.1	36.3	12.8	1.0	20.2	21.2	1.5	32.6

Table 3 Incidence and mortality, 2002	Number of new cancer cases registered in 2002			Crude incidence rate per 100 000 of population			Number of deaths from cancer registered in 2002			Crude mortality rate per 100 000 of population		
	♂	♀	♂+♀	♂	♀	♂+♀	♂	♀	♂+♀	♂	♀	♂+♀
Ukraine	14713	134	14579	30.5	0.6	56.2	7911	60	7851	16.4	0.3	30.3
AR Krym	718	5	713	35.5	0.5	65.3	367	2	365	18.1	0.2	33.4
Vinnitska	511	4	507	29.0	0.5	52.9	253	2	251	14.3	0.3	26.2
Volynska	242	1	241	22.9	0.2	43.1	116	0	116	11.0	0.0	20.7
Dnipropetrovska	1212	11	1201	34.0	0.7	62.5	646	5	641	18.1	0.3	33.3
Donetska	1484	15	1469	30.8	0.7	56.2	921	7	914	19.1	0.3	35.0
Zhytomirska	378	2	376	27.2	0.3	50.5	201	2	199	14.5	0.3	26.7
Zakarpatska	305	1	304	24.3	0.2	46.7	126	0	126	10.0	0.0	19.4
Zaporizzka	663	10	653	34.4	1.1	62.6	415	1	414	21.5	0.1	39.7
Ivano-Frankivska	364	4	360	25.9	0.6	48.5	137	1	136	9.7	0.2	18.3
Kyivska	547	2	545	30.0	0.2	55.6	269	1	268	14.8	0.1	27.4
Kirovogradska	389	3	386	34.6	0.6	63.4	198	5	193	17.6	1.0	31.7
Louganska	755	2	753	29.7	0.2	54.9	491	3	488	19.3	0.3	35.6
Lvivska	642	9	633	24.6	0.7	46.2	332	5	327	12.7	0.4	23.9
Mykolajivska	428	5	423	33.9	0.9	62.6	211	1	210	16.7	0.2	31.1
Odesska	986	9	977	40.2	0.8	74.8	484	1	483	19.7	0.1	37.0
Poltavska	504	13	491	31.1	1.8	55.9	282	4	278	17.4	0.5	31.6
Rivnenska	240	0	240	20.5	0.0	38.9	145	0	145	12.4	0.0	23.5
Soumska	365	4	361	28.2	0.7	51.2	196	0	196	15.1	0.0	27.8
Ternopil'ska	277	4	273	24.3	0.8	44.7	173	2	171	15.2	0.4	28.0
Kharkivska	880	13	867	30.4	1.0	55.3	487	6	481	16.8	0.5	30.7
Khersonska	393	3	390	33.5	0.6	62.3	208	1	207	17.7	0.2	33.1
Khmelnitska	378	2	376	26.5	0.3	48.9	212	2	210	14.9	0.3	27.3
Cherkasska	378	1	377	27.0	0.2	49.4	194	1	193	13.9	0.2	25.3
Chernivetska	181	2	179	19.7	0.5	36.6	126	1	125	13.7	0.2	25.6
Chernigivska	312	3	309	25.2	0.5	45.7	164	2	162	13.3	0.4	24.0
Kyiv city	1006	6	1000	39.2	0.5	72.8	469	4	465	18.3	0.3	33.9
Sevastopol city	175	0	175	46.4	0.0	85.4	88	1	87	23.3	0.6	42.4

Table 4 Rates, 2002	Stage distribution of newly diagnosed patients, 2002 (according to TNM), %				Lived less than 1 year since diagnosis in 2001, %	among them – diagnose d post- mortem in 2001	Received special treat- ment, %	Micro- scopi- cally verified, %	During the preven- tive exam., %	Patients with cancer, 2002 (per 100 000 of population)		
	I-II	III	IV	Not specified						♂	♀	♂+♀
Ukraine	69.7	18.6	9.3	2.4	13.7	57	74.0	85.2	35.4	252.2	4.1	465.6
AR Krym	59.0	26.9	11.0	3.0	14.2	2	65.7	81.8	24.9	305.9	5.1	562.4
Vinnitska	85.3	8.8	4.4	1.5	13.3	1	69.1	72.8	44.6	241.5	4.2	440.5
Volynska	65.4	15.2	12.2	7.2	16.7	0	78.9	94.6	35.0	180.1	1.8	338.8
Dnipropetrovska	68.6	19.6	10.3	1.6	12.6	5	71.0	86.4	26.4	277.0	3.3	510.3
Donetska	58.0	26.4	10.8	4.9	16.6	0	77.1	85.4	39.7	277.3	8.6	504.4
Zhytomirska	75.4	14.6	8.8	1.1	15.1	0	75.1	90.5	38.4	198.4	2.7	367.6
Zakarpatska	68.4	17.7	8.8	5.1	12.6	0	64.6	73.4	40.8	144.0	2.4	275.5
Zaporizzka	65.0	23.5	9.3	2.2			60.1	90.0	35.2			
Ivano-Frankivska	66.7	21.0	11.2	1.1	11.3	0	58.3	61.0	23.2	161.0	1.6	303.4
Kyivska	68.7	21.6	9.2	0.6	9.1	1	75.4	81.2	27.3	233.0	3.3	430.3
Kirovogradska	80.7	10.8	6.6	1.9	8.0	0	76.7	89.7	32.0	244.2	4.0	448.0
Louganska	63.0	19.5	13.2	4.3	16.0	1	74.3	88.2	34.4	253.4	2.3	467.2
Lvivska	62.2	19.9	13.7	4.1	12.1	3	79.6	94.5	37.5	206.8	3.0	390.4
Mykolajivska	73.8	16.1	8.2	1.9	15.4	3	69.0	80.4	36.1	275.6	4.6	510.8
Odesska	69.9	20.7	8.5	0.9	14.7	6	80.8	92.0	33.5	283.2	3.3	529.2
Poltavska	68.1	21.5	8.5	1.9	19.2	0	61.7	78.0	34.2	265.3	6.4	483.8
Rivnenska	75.3	17.3	7.4	0.0	19.0	0	62.8	77.1	55.0			
Soumska	87.9	6.9	3.4	1.7	9.4	0	75.6	92.9	34.8	246.3	3.5	450.3
Ternopil'ska	71.4	14.3	10.3	4.0	14.5	0	77.7	86.3	39.2			
Kharkivska	72.6	15.2	10.4	1.8	13.7	21	77.2	73.4	27.3	285.0	4.5	522.8
Khersonska	69.4	18.0	11.3	1.3	14.2	1	65.6	83.5	22.8	247.3	4.9	459.0
Khmelnitska	75.1	18.1	6.2	0.5	16.3	3	84.6	89.4	40.5	216.8	2.1	400.2
Cherkasska	65.7	25.0	7.9	1.4	11.7	4	80.1	91.8	31.5	253.8	5.0	461.2
Chernivetska	63.4	21.7	13.7	1.1	14.8	1	75.4	85.1	36.6	177.3	3.4	330.2
Chernigivska	63.9	25.2	8.6	2.3	13.7	0	88.7	87.5	20.5	233.8	3.5	424.9
Kyiv city	88.4	4.3	4.2	3.0	8.4	3	85.8	90.8	64.7	313.1	4.3	581.3
Sevastopol city	71.4	15.5	13.0	0.0	15.0	2	68.3	96.6	28.6	385.7	2.9	707.1