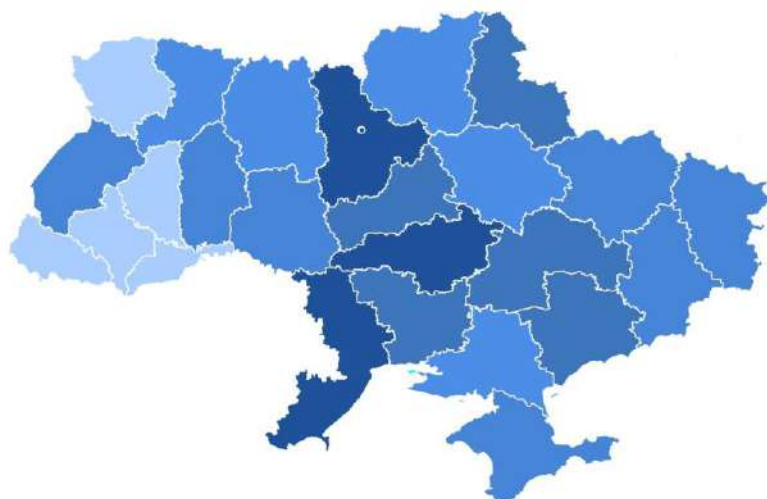


NATIONAL CANCER INSTITUTE OF UKRAINE



CANCER IN UKRAINE, 2022-2023

*Incidence, mortality, prevalence
and other relevant statistics*



**BULLETIN OF THE NATIONAL CANCER
REGISTRY OF UKRAINE**

Vol. 25

2024

Authors :

Fedorenko Zoja P., PhD,
Goulak Lyudmyla O., PhD,
Gorokh Yevgeniy L., PhD,
Ryzhov Anton Yu., PhD,
Soumkina Olena V.,

National Cancer Registry of Ukraine
National Cancer Institute of Ukraine
Yulii Zdanovskoi str., 33/43
Kyiv, 03022 UKRAINE

e-mail: ncr.ukraine@gmail.com

<http://www.ncru.inf.ua>

CONTENTS

	Page		
Glossary	2		
Description of tables and rates	2		
Relative frequency of 10 leading cancer sites, incidence, 2022	5		
Relative frequency of 10 leading cancer sites, mortality, 2022	5		
Age distribution – incidence, mortality, 2022	5		
Relative frequency of 5 leading cancer sites by age groups, incidence, 2022	6		
Relative frequency of 5 leading cancer sites by age groups, mortality, 2022	7		
Relative frequency of 10 leading cancer sites in Ukraine with non-melanoma of skin excluded, incidence, 2022	8		
Relative frequency of 5 leading cancer sites with non-melanoma of skin excluded, by age groups, incidence, 2022	8		
The most prevalent cancers by site (total cancer prevalence), 2023	9		
Five-year cancer prevalence by site, 2023	10		
Site	ICD-10	Table 1	Tables 3-4
All sites	C00-C96	11	22
All sites but non-melanoma of skin	C00-C96 (C44,C46.0 excluded)	11	23
All sites in children (aged 0-17 years)	C00-C96	11	24
Lip	C00	12	25
Oral cavity	C01-C08,C46.2	12	26
Pharynx	C09-C14	12	27
Oesophagus	C15	13	28
Stomach	C16	13	29
Colon	C18	13	30
Rectum, anus	C19-C21	14	31
Liver	C22	14	32
Gallbladder	C23-C24	14	34
Pancreas	C25	15	33
Larynx	C32	15	35
Trachea, bronchus, lung	C33- C34	15	36
Bones, joints and articular cartilage	C40-C41	16	37
Melanoma of skin	C43	16	38
Connective and soft tissue	C46.1, C49	16	39
Non-melanoma of skin	C44,C46.0	17	40
Breast	C50	17	41
Cervix uteri	C53	17	42
Corpus uteri	C54	18	43
Ovary	C56	18	44
Prostate	C61	18	45
Kidney	C64-C65	19	46
Urinary bladder	C67	19	47
Brain	C71	19	48
Thyroid	C73	20	49
Hodgkin's lymphoma	C81	20	50
Non-Hodgkin's lymphoma	C82-C85	20	51
Multiple myeloma	C90	21	52
Leukaemia	C91-C95	21	53
Undefined primary site	C77-C80	21	54
Annex A – Cancer incidence by site, age and gender, Ukraine, 2022			55
Annex B – Cancer mortality by site, age and gender, Ukraine, 2022			59

GLOSSARY

Crude incidence (mortality) rate (CR) – number of new cancer cases (or cases of death from cancer) occurring in a population during a year divided by the average number of this population in the same year, expressed per 100,000. It describes the frequency of new cases in a population of a region and used for the analysis of epidemiological situation in a region.

Age-standardized incidence (mortality) rate (ASR) – incidence (mortality) rate in a defined population calculated applied to the age distribution of a "standard population", expressed per 100,000. The World Standard Population is generally used for comparison between countries (with use of ASR(W)). The Ukrainian Standard Population was calculated in the Ukrainian National Cancer Registry based on the age distribution of Ukrainian population in 2000. ASR(U) with Ukrainian Standard Population is advisable for comparing cancer incidence or mortality levels between the regions of Ukraine or for the time analysis in a region.

Standard error (SE) presents a measure of precision of the estimated age-standardized rate; it is necessary for estimation of its 95% confidence interval ($ASR \pm 1.96 \times SE$) and is used when comparing rates to determine the significance of difference between them.

Prevalence rate is a proportion of cancer patients in a defined population, expressed per 100,000. The **complete prevalence rate** is calculated as a total number of persons with cancer divided by the number of this population at the end of a year. The **5-year prevalence** is calculated for a number of persons with cancer diagnosed within the previous five years.

DESCRIPTION OF TABLES AND RATES

All information in the Bulletin is calculated based on the personified data of the regional cancer registries, which are the component parts of the [National Cancer Registry of Ukraine \(NCRU\)](#).

The information is given by sections that represent selected cancers by ICD-10 codes. In this issue, two nosological sections have been added – malignant neoplasms of gallbladder and connective and soft tissue. A separate section contains information about all children cancers (0-17 years old). Children cancer incidence and mortality numbers by nosologic forms are included into the corresponding sections.

In this year's issue, due to the lack of demographic data for 2022-2023 from the State Statistics Service of Ukraine, the content and form of presentation of statistical information on cancer burden in Ukraine has been changed. Each section that highlights a separate nosological form or group of malignant neoplasms is presented in the corresponding sections of [Table 1](#) and [Tables 3-4](#) by the quantitative values, as well as by the proportional rates, calculation of which does not involve number of the population.

We provide number of cancer cases and deaths from cancer that occurred in 2022 (adjusted data, that is registered in the NCRU during 2022 and 2023, are included in [Table 1](#) and in the "Adjusted data" section of [Table 3](#)) and number of cancer cases and deaths from cancer registered in 2023 (information collected only during 2023, included in the "On-line data" section of [Table 3](#) and in [Table 4](#)).

Please note that in this year's issue, the number of cancer patients, cancer cases and deaths in Ukraine as a whole also includes those ones that occurred in the residents of Donetsk and Luhansk oblasts and were registered by the regional cancer registries. The only exception is the complete prevalence (the total number of cancer patients under the follow-up in the oncological institutions), which does not include residents of Donetsk and Luhansk oblasts as well.

[Table 1](#) of each section includes numbers and proportional rates for 2022 calculated using the adjusted data that were registered until the end of 2023.

Rate "**Lived less than 1 year since the diagnosis in 2022**" is calculated with respect to the total number of cancer patients with cancer diagnosed in 2022 for the first time in their life, regardless of whether they were diagnosed and registered alive or dead.

Rate "**From among the patients diagnosed for the first time – diagnosed post mortem**" is calculated as a ratio of number of cancer patients with post mortem diagnosis to the total number of those diagnosed for the first time in 2022.

Rate "**Microscopically verified**" is a proportion of cancer cases of 2022 verified with the histological or cytological examination. Rate "**Histologically verified**" is a proportion of histologically verified cases of the total number of cancer cases of 2022.

"**Unspecified morphology**" is a percentage of microscopically verified cases with ICDO morphology codes 8000-8005.

Rate "**Patients diagnosed during the preventive medical examinations**" is a proportion of patients with cancer detected during the preventive medical examination or in a doctor's consulting room for women of the total number of cancer patients diagnosed in 2022 for the first time.

Rate "**Received anti-cancer treatment of patients diagnosed for the first time**" is a ratio of cancer patients who received anti-cancer treatment (curative or adjuvant anti-cancer therapy), along with surgery or without it, during 12 months from the time of diagnosis, to the total number of cancer patients diagnosed for the first time. Ratio of patients, who received "**combined or complex treatment**" shows percentage of patients who received chemotherapy, hormonal treatment, immunotherapy or/and radio-therapy along with surgery, as distinct from those who received "**surgical treatment only**" or other monotherapy.

Table 2 - Incidence and mortality, 2022 was not calculated due to lack of demographic data of 2022.

In [Table 3 - Incidence and mortality, 2022-2023](#) in this issue includes both adjusted number of cancer cases and deaths from cancer in 2022 and on-line numbers of 2023, which were registered in the NCRU until the end of 2023.

In 2022-2023, the registration of deaths of cancer patients in the NCRU continues to be undercounted, in particular due to the consequences of active military operations, occupation of some regions and active population migration, but not only for these reasons. Underreporting of deaths in many regional cancer registries has been increasing during the recent years due to restriction of access to death data in regional institutions of state registration of civil status acts

Our research showed that the number of died cancer patients and therefore the 1-year mortality of cancer patients as well, in such regions as Donetska, Zaporizka, Kyivska, Luhanska, Lvivska, Mykolaivska, Odeska, Poltavska, Rivnenska, Sumaska, Kharkivska, Khersonska, Chernivetska oblasts, Kyiv city and the average for Ukraine, are underestimated and do not correspond to reality.

[Table 4](#) includes some important rates of 2023 calculated based on the on-line data of the regional registries.

The distributions of "new cases by stage" consist of proportions of new cancer patients diagnosed in respective stage of the disease. The stage was automatically defined based on (p)TNM indices (TNM classification of the 6th edition was used). Column "**Not determined**" accounts cancers that are subject to TNM staging classification but were registered without values of TNM (though they

are to be classified) or these values were incorrect or any other relevant information was missed (e.g. differentiation grade of tumour of bones, etc.). Cancers that are not subject to staging by TNM were not taken into account in "Not determined" stage. The sections **Hodgkin lymphoma** and **Non-Hodgkin lymphoma** show the distribution by Ann-Arbour stages. The section **Leukaemia** includes proportions of the diseases by their cell types.

The distribution of "**new cases by stage**" as well as rates "**Received special treatment**" and "**Diagnosed during the preventive examination**" are calculated as a ratio of the corresponding number of new cancer patients of 2023 to the total number of new cancer patients registered in 2023, and rate "**Microscopically verified**" is calculated based on the respective cancer cases.

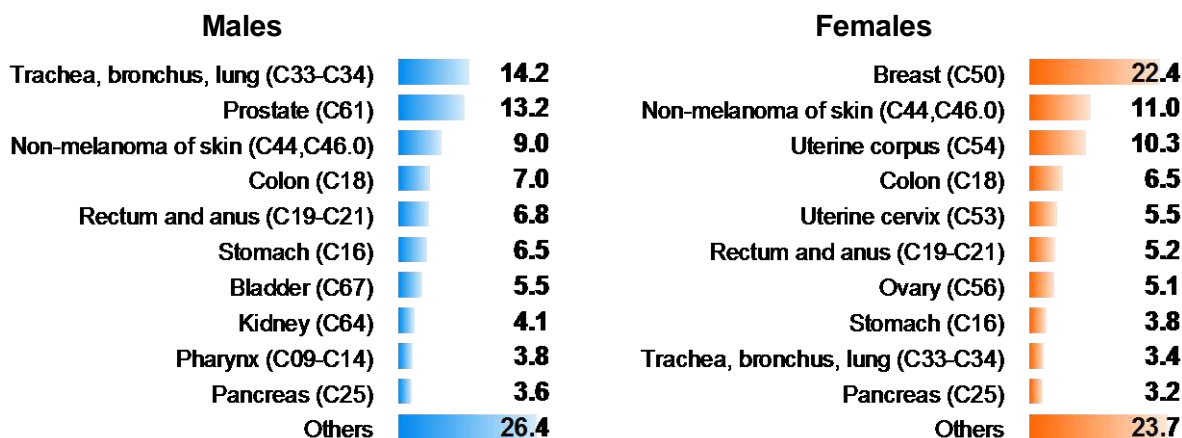
Rate "**Lived less than 1 year since the diagnosis in 2022**" is calculated in a similar way to that described in Table 1. Number of cancer patients who were **diagnosed post-mortem** is also given.

"**Patients are to be under the follow-up**" shows a total number of cancer patients that were registered in the NCRU and were not stricken off the registration due to their death or any other reason till the end of 2023. In Ukraine, such patients are to be under the follow-up in the regional oncological centres. By this number a complete prevalence of cancer at the end of the reporting year was usually represented, but in the current circumstances, due to the considerable deterioration of registration of patients' vital status, it is likely to exceed notably the real values.

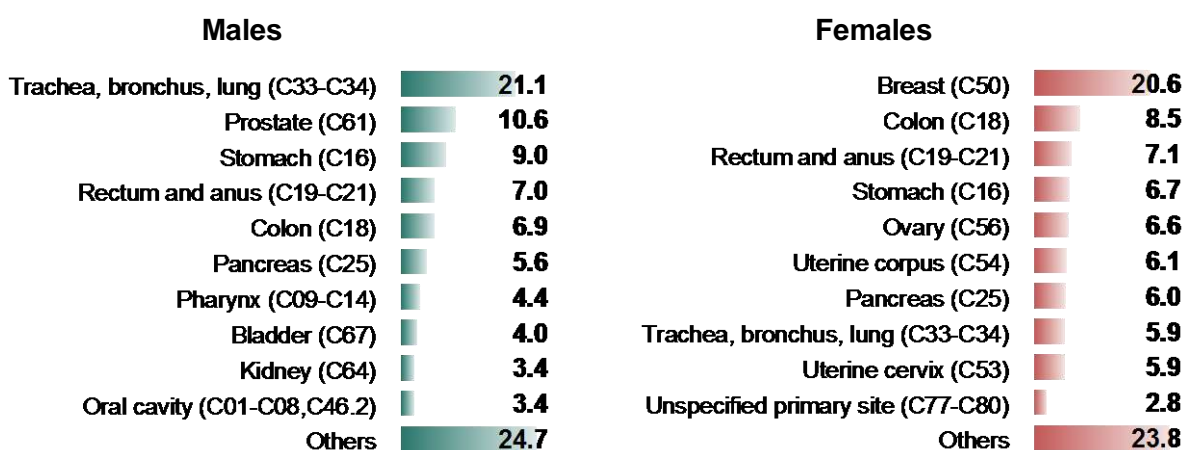
The chart "**The most prevalent cancers**" on [page 9](#) shows the nosological structure of these same data, and on [page 10](#) the nosological structure of patients diagnosed with cancer during the last 5 years (2019-2023) who have not been stricken off the registration due to their death or any other reason till the end of 2023 (5-year prevalence) is shown.

Tables of [Annex A](#) "**Cancer incidence by site, age and gender**" and [Annex B](#) "**Cancer mortality by site, age and gender**" include total number of cancer cases and deaths from cancer of 2022 for 53 nosologic forms of cancer, all sites in total and for all sites with the exception of non-melanoma skin cancer. All rates are distributed by gender and age groups, based on the adjusted NCRU data.

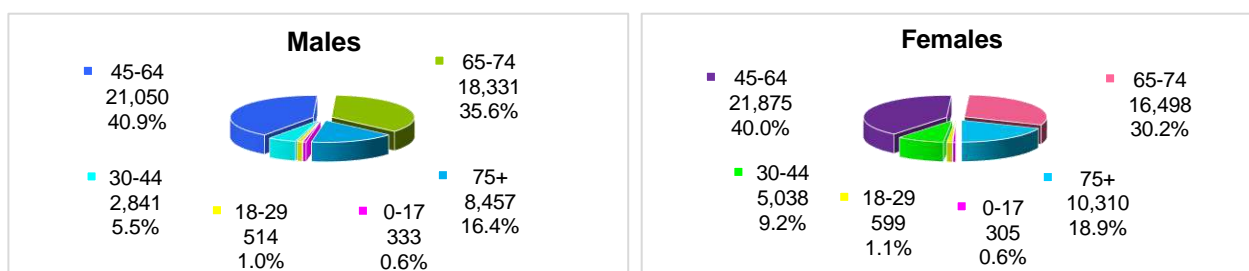
Relative frequency of 10 leading cancer sites, incidence (%)



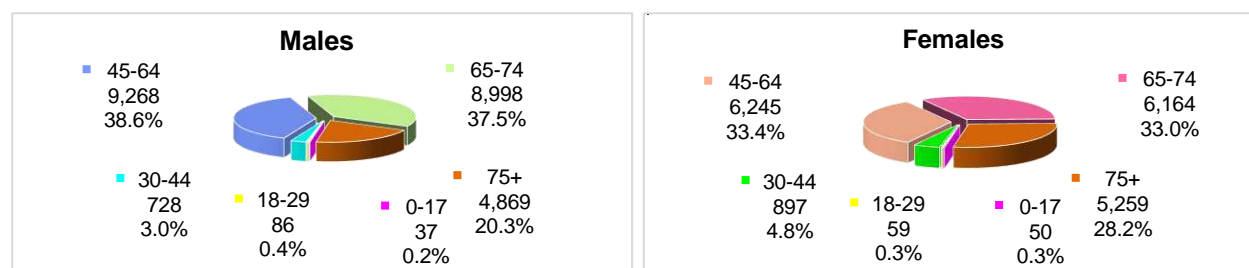
Relative frequency of 10 leading cancer sites, mortality (%)

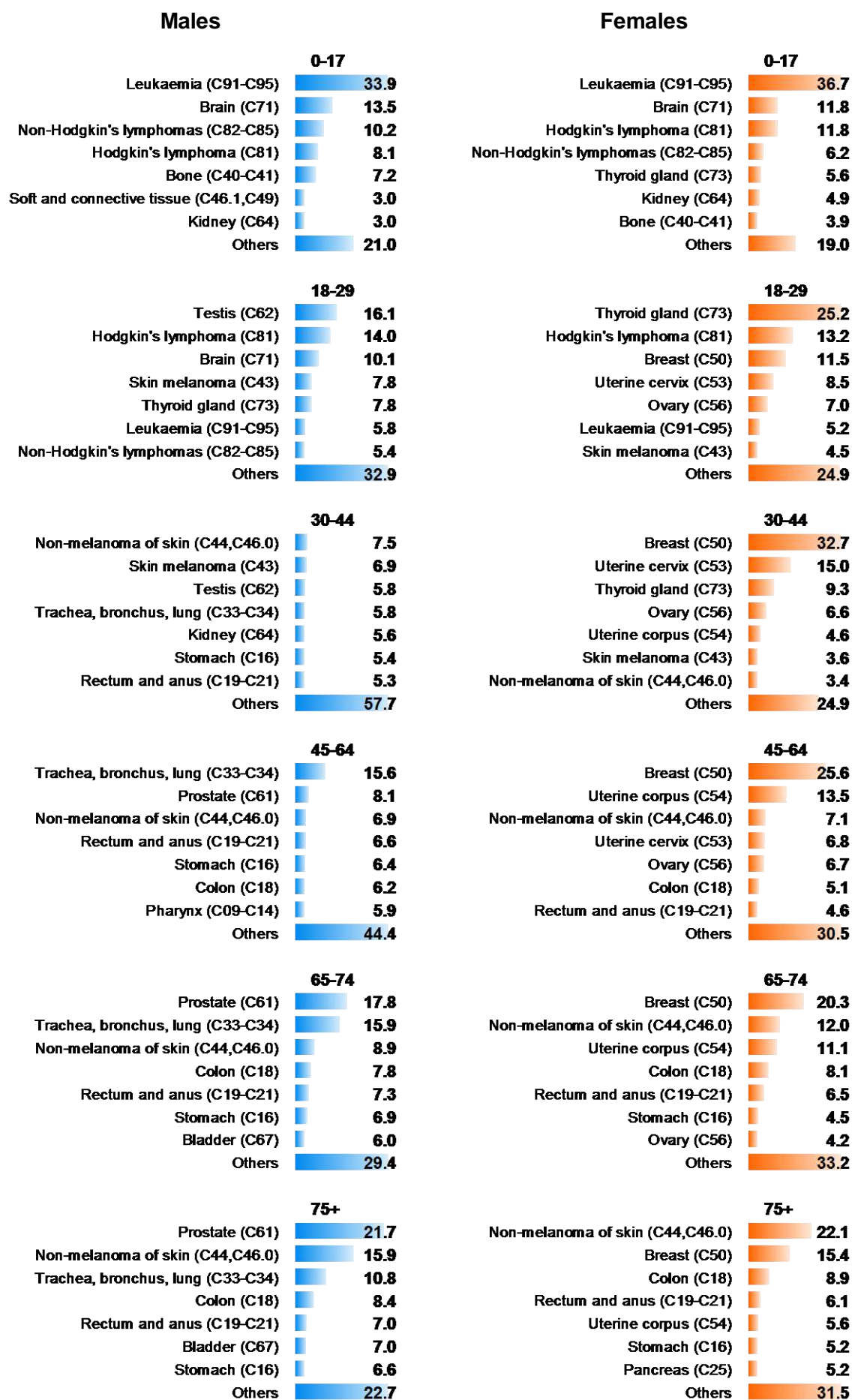


New cancer cases by age groups



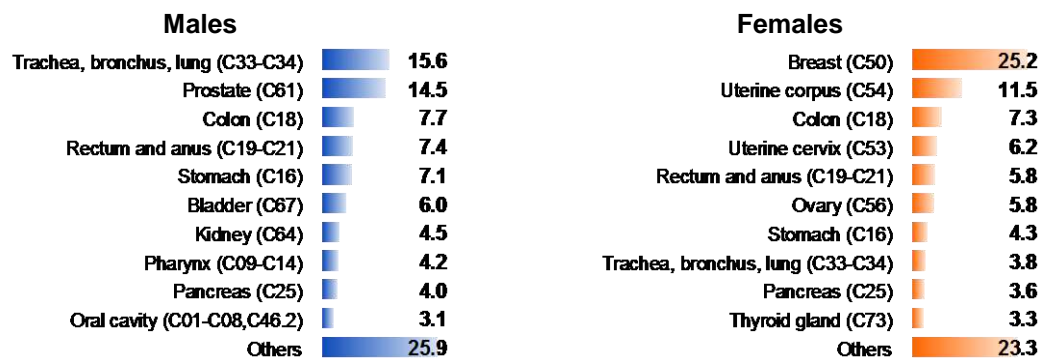
Deaths from cancer by age groups



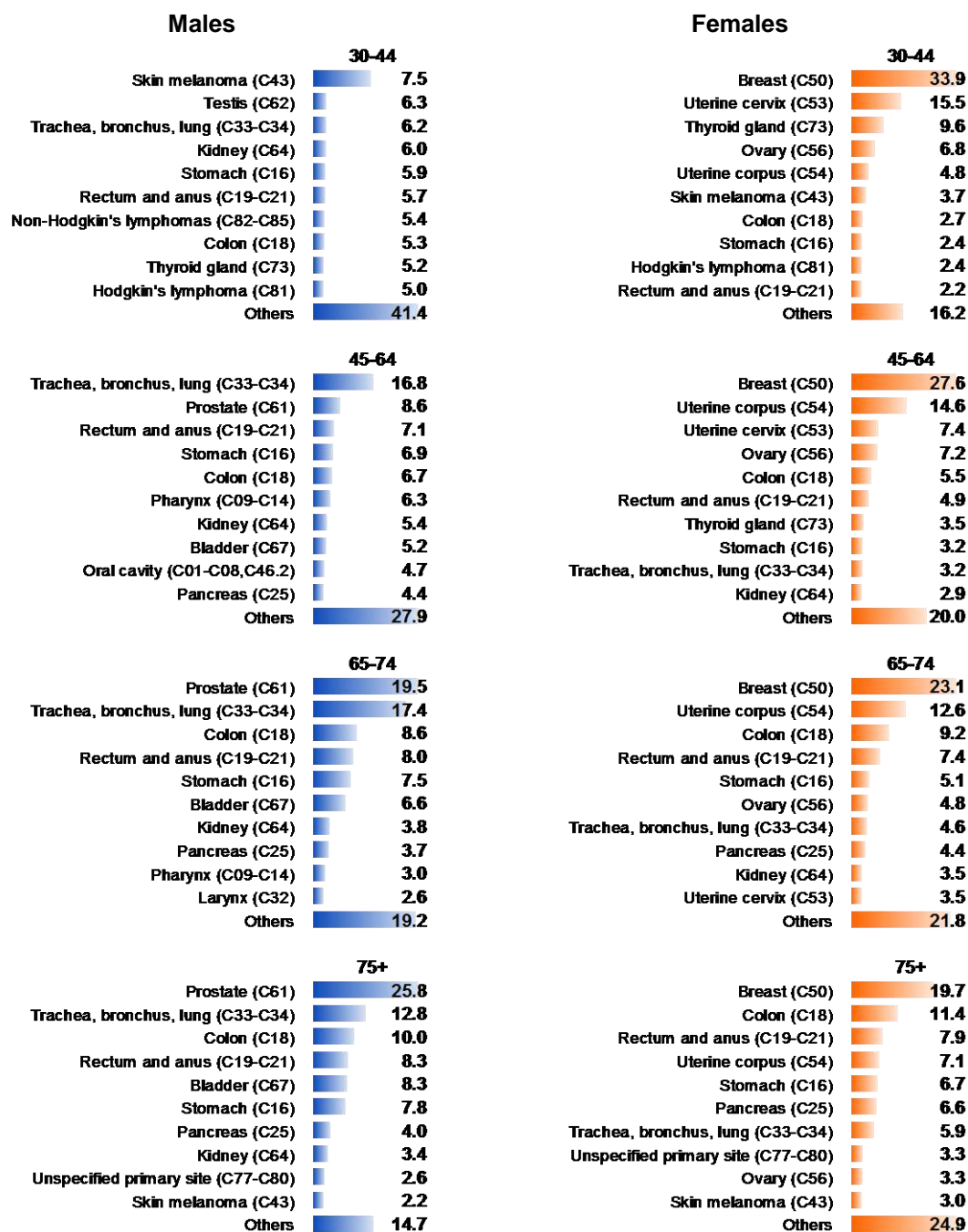
Relative frequency of 5 leading cancer sites by age groups, *incidence, %*

Relative frequency of 5 leading cancer sites by age groups, *mortality*, %

Relative frequency of 10 leading cancer sites, non-melanoma of skin excluded, incidence, %



Relative frequency of 5 most common cancer sites, non-melanoma of skin excluded, by age groups, incidence, %



The most prevalent cancers, %

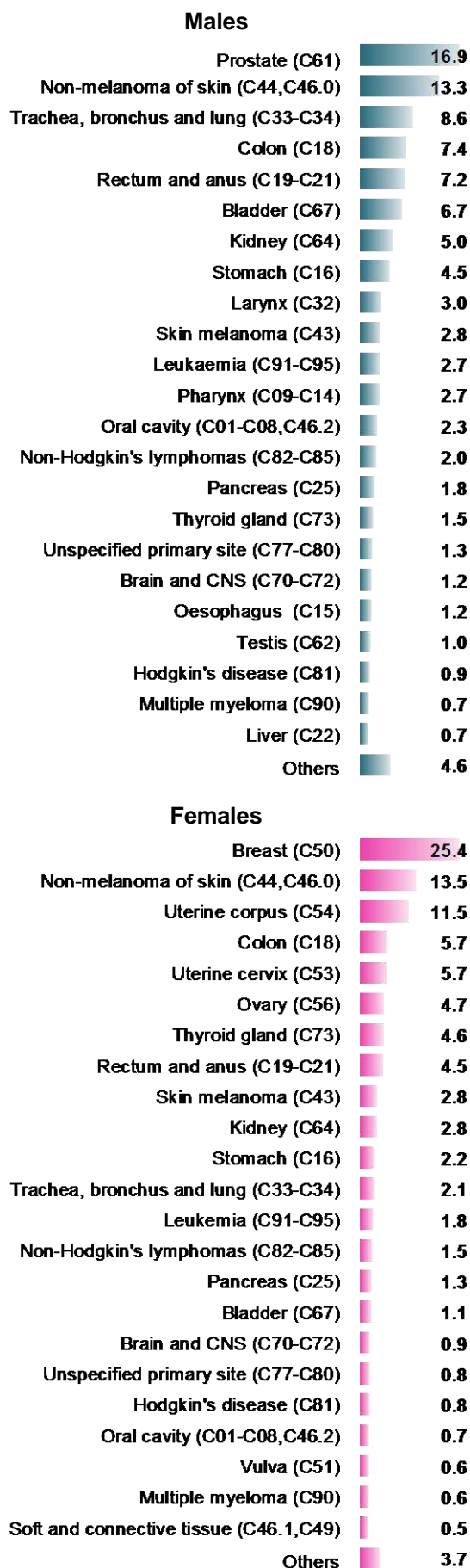
Males	
Non-melanoma of skin (C44,C46.0)	18.9
Prostate (C61)	13.4
Bladder (C67)	7.1
Colon (C18)	6.8
Trachea, bronchus and lung (C33-C34)	6.4
Rectum and anus (C19-C21)	6.3
Kidney (C64)	5.6
Stomach (C16)	4.1
Larynx (C32)	3.2
Leukaemia (C91-C95)	3.1
Skin melanoma (C43)	2.7
Non-Hodgkin's lymphomas (C82-C85)	2.1
Thyroid gland (C73)	2.0
Pharynx (C09-C14)	1.8
Oral cavity (C01-C08,C46.2)	1.8
Testis (C62)	1.8
Lip (C00)	1.7
Hodgkin's disease (C81)	1.7
Brain and CNS (C70-C72)	1.4
Pancreas (C25)	1.1
Unspecified primary site (C77-C80)	1.0
Soft and connective tissue (C46.1,C49)	0.9
Oesophagus (C15)	0.7
Others	4.5

Females	
Breast (C50)	23.7
Non-melanoma of skin (C44,C46.0)	16.0
Uterine corpus (C54)	12.3
Uterine cervix (C53)	7.9
Thyroid gland (C73)	6.0
Colon (C18)	4.7
Ovary (C56)	4.4
Rectum and anus (C19-C21)	3.7
Kidney (C64)	2.9
Skin melanoma (C43)	2.7
Stomach (C16)	1.8
Leukaemia (C91-C95)	1.6
Trachea, bronchus and lung (C33-C34)	1.4
Hodgkin's disease (C81)	1.2
Non-Hodgkin's lymphomas (C82-C85)	1.2
Bladder (C67)	1.1
Brain and CNS (C70-C72)	0.8
Soft and connective tissue (C46.1,C49)	0.7
Pancreas (C25)	0.6
Oral cavity (C01-C08,C46.2)	0.6
Unspecified primary site (C77-C80)	0.5
Vulva (C51)	0.5
Multiple myeloma (C90)	0.4
Others	3.4

Number of cancer patients by site *

Site	Persons number	Males number	Females number
All sites (C00-C96)	1153519	413818	739701
<i>All sites excluding non-melanoma of skin (C00-C96, excl. C44, C46.0)</i>	957079	335800	621279
Non-melanoma of skin (C44,C46.0)	196440	78018	118422
Breast (C50)	176587	1022	175565
Uterine corpus (C54)	90823	-	90823
Colon (C18)	62407	27945	34462
Uterine cervix (C53)	58419	-	58419
Prostate (C61)	55343	55343	-
Rectum and anus (C19-C21)	53074	25998	27076
Thyroid gland (C73)	52425	8315	44110
Kidney (C64)	44416	23195	21221
Bladder (C67)	37212	29443	7769
Trachea, bronchus and lung (C33-C34)	36547	26295	10252
Ovary (C56)	32865	-	32865
Skin melanoma (C43)	31217	11304	19913
Stomach (C16)	30363	17037	13326
Leukemia (C91-C95)	25082	12881	12201
Non-Hodgkin's lymphomas (C82-C85)	17481	8535	8946
Hodgkin's lymphoma (C81)	16170	7020	9150
Larynx (C32)	14392	13275	1117
Brain and central nervous system (C70-C72)	11778	5638	6140
Oral cavity (C01-C08,C46.2)	11559	7407	4152
Lip (C00)	9670	7135	2535
Pharynx (C09-C14)	9647	7505	2142
Pancreas (C25)	9282	4618	4664
Soft and connective tissue (C46.1,C49)	8646	3779	4867
Unspecified primary site (C77-C80)	8128	4066	4062
Testis (C62)	7255	7255	-
Multiple myeloma (C90)	4833	2190	2643
Bone (C40-C41)	4146	2068	2078
Vulva (C51)	3668	3054	614
Esophagus (C15)	3666	-	3666
Eye (C69)	3304	1493	1811
Liver (C22)	3278	1777	1501
Gallbladder (C23-C24)	3054	1242	1812
Retroperitoneum and peritoneum (C48)	2445	906	1539
Nasal cavities, etc. (C30-C31)	1891	1035	856
Penis (C60)	1747	1747	-
Others	14259	5277	8982

* Does not include patients of Donetsk, Luhanska oblasts, AR Krym, Sevastopol city

**Five-year prevalence:
the most prevalent cancers, %**

Five-year prevalence: number of patients *

Site	Persons number	Males number	Females number
All sites (C00-C96)	398440	167299	231141
<i>All sites excluding non-melanoma of skin (C00-C96, excluding C44,C46.0)</i>	344889	145009	199880
Breast (C50)	59153	402	58751
Non-melanoma of skin (C44,C46.0)	53551	22290	31261
Prostate (C61)	28230	28230	-
Uterine corpus (C54)	26572	-	26572
Colon (C18)	25563	12366	13197
Rectum and anus (C19-C21)	22546	12042	10504
Trachea, bronchus and lung (C33-C34)	19304	14352	4952
Kidney (C64)	14993	8418	6575
Bladder (C67)	13867	11212	2655
Thyroid gland (C73)	13161	2499	10662
Uterine cervix (C53)	13093	-	13093
Stomach (C16)	12560	7470	5090
Skin melanoma (C43)	11263	4680	6583
Ovary (C56)	10819	-	10819
Leukemia (C91-C95)	8705	4566	4139
Non-Hodgkin's lymphomas (C82-C85)	6837	3423	3414
Pancreas (C25)	5888	2940	2948
Pharynx (C09-C14)	5465	4527	938
Oral cavity (C01-C08,C46.2)	5312	3776	1536
Larynx (C32)	5248	4952	296
Brain and central nervous system (C70-C72)	4020	2054	1966
Unspecified primary site (C77-C80)	3990	2120	1870
Hodgkin's lymphoma (C81)	3412	1588	1824
Multiple myeloma (C90)	2649	1221	1428
Esophagus (C15)	2311	1981	330
Soft and connective tissue (C46.1,C49)	2269	1082	1187
Liver (C22)	2043	1167	876
Testis (C62)	1740	1740	-
Lip (C00)	1705	1149	556
Gallbladder (C23-C24)	1514	640	874
Vulva (C51)	1477	-	1477
Retroperitoneum and peritoneum (C48)	864	335	529
Bone (C40-C41)	850	447	403
Small intestine (C17)	798	360	438
Eye (C69)	784	348	436
Nasal cavities, etc. (C30-C31)	775	449	326
Others	5109	2473	2636

* Does not include patients of AR Krym, Sevastopol city

Table 1 – General rates, 2022

Rate	▼▲	▼	▲
All sites			
	C00-C96		
Incidence: number of new cases*	106151	51526	54625
Mortality: number of new cases*	42660	23986	18674
Lived less than 1 year since the diagnosis in 2022, %	23.9	30.4	17.8
From among the patients diagnosed for the first time – diagnosed post mortem, %	1.0	1.2	0.7
Microscopically verified diagnoses, %	85.1	82.0	88.0
Diagnoses verified with histology, %	78.8	75.2	82.2
Unspecified morphology, %	3.1	3.3	2.9
Patients diagnosed during the preventive medical examinations, %	12.4	8.3	16.2
Received anti-cancer treatment of patients diagnosed for the first time, %	72.7	68.5	76.6
- surgical treatment only, %	23.5	21.5	25.4
- combined or complex treatment, %	23.0	16.1	29.6
Incidence of children population (aged 0-17 years): number of new cases*	638	333	305
Mortality of children population (aged 0-17 years): number of new cases*	87	37	50
All sites, non-melanoma of skin excluded			
	C00-C96 (C44, C46.0 excluded)		
Incidence: number of new cases*	95508	46881	48627
Mortality: number of new cases*	42230	23785	18445
Lived less than 1 year since the diagnosis in 2022, %	26.3	33.0	19.7
From among the patients diagnosed for the first time – diagnosed post mortem, %	1.1	1.4	0.8
Microscopically verified diagnoses, %	83.7	80.5	86.9
Diagnoses verified with histology, %	78.4	74.3	82.3
Unspecified morphology, %	3.1	3.3	3.0
Patients diagnosed during the preventive medical examinations, %	10.0	5.8	14.1
Received anti-cancer treatment of patients diagnosed for the first time, %	70.8	66.4	75.1
- surgical treatment only, %	18.7	17.1	20.3
- combined or complex treatment, %	25.0	17.0	32.7
Incidence of children population (aged 0-17 years): number of new cases*	636	333	303
Mortality of children population (aged 0-17 years): number of new cases*	87	37	50
All sites, children population (aged 0-17 years)			
	C00-C96		
Incidence: number of new cases*	638	333	305
Mortality: number of new cases*	87	37	50
Lived less than 1 year since the diagnosis in 2022, %	6.8	5.4	8.2
From among the patients diagnosed for the first time – diagnosed post mortem, %	0.3	0.6	0.0
Microscopically verified diagnoses, %	95.3	94.6	96.1
Diagnoses verified with histology, %	78.2	76.6	80.0
Unspecified morphology, %	1.8	1.9	1.7
Patients diagnosed during the preventive medical examinations, %	5.5	4.8	6.2
Received anti-cancer treatment of patients diagnosed for the first time, %	78.6	78.5	78.7
- surgical treatment only, %	10.8	7.9	14.1
- combined or complex treatment, %	13.1	13.0	13.1

* - does not include cases of AR Krym and Sevastopol city

Table 1 – General rates, 2022

Rate	▼▲	▼	▲
Lip			
			C00
Incidence: number of new cases*	371	247	124
Mortality: number of new cases*	77	61	16
Lived less than 1 year since the diagnosis in 2022, %	5.6	4.2	8.2
From among the patients diagnosed for the first time – diagnosed post mortem, %	0.3	0.5	0.0
Microscopically verified diagnoses, %	95.7	96.0	95.2
Diagnoses verified with histology, %	86.8	88.3	83.9
Unspecified morphology, %	0.8	0.8	0.8
Patients diagnosed during the preventive medical examinations, %	21.8	21.1	23.4
Received anti-cancer treatment of patients diagnosed for the first time, %	87.9	90.6	82.7
- surgical treatment only, %	44.1	44.3	43.6
- combined or complex treatment, %	13.4	16.5	7.3
Incidence of children population (aged 0-17 years): number of new cases*	-	-	-
Mortality of children population (aged 0-17 years): number of new cases*	-	-	-
Oral cavity			
			C01-C08, C46.2
Incidence: number of new cases*	1870	1451	419
Mortality: number of new cases*	955	810	145
Lived less than 1 year since the diagnosis in 2022, %	30.7	33.5	20.5
From among the patients diagnosed for the first time – diagnosed post mortem, %	0.6	0.7	0.5
Microscopically verified diagnoses, %	93.7	93.9	93.3
Diagnoses verified with histology, %	83.9	83.1	86.4
Unspecified morphology, %	3.3	3.2	3.3
Patients diagnosed during the preventive medical examinations, %	7.2	7.0	7.6
Received anti-cancer treatment of patients diagnosed for the first time, %	79.8	79.3	81.6
- surgical treatment only, %	7.1	5.4	13.2
- combined or complex treatment, %	22.5	20.5	29.5
Incidence of children population (aged 0-17 years): number of new cases*	3	1	2
Mortality of children population (aged 0-17 years): number of new cases*	-	-	-
Pharynx			
			C09-C14
Incidence: number of new cases*	2197	1946	251
Mortality: number of new cases*	1152	1052	100
Lived less than 1 year since the diagnosis in 2022, %	35.0	36.8	20.4
From among the patients diagnosed for the first time – diagnosed post mortem, %	0.6	0.6	0.4
Microscopically verified diagnoses, %	93.3	93.3	93.6
Diagnoses verified with histology, %	82.6	81.8	88.8
Unspecified morphology, %	3.4	3.3	4.7
Patients diagnosed during the preventive medical examinations, %	3.4	3.1	5.6
Received anti-cancer treatment of patients diagnosed for the first time, %	78.6	78.9	76.6
- surgical treatment only, %	2.2	1.9	4.3
- combined or complex treatment, %	10.3	10.3	9.8
Incidence of children population (aged 0-17 years): number of new cases*	1	-	1
Mortality of children population (aged 0-17 years): number of new cases*	-	-	-

* - does not include cases of AR Krym and Sevastopol city

Table 1 – General rates, 2022

Rate	▼▲	▼	▲
Oesophagus			
			C15
Incidence: number of new cases*	1271	1133	138
Mortality: number of new cases*	885	801	84
Lived less than 1 year since the diagnosis in 2022, %	55.7	56.6	48.0
From among the patients diagnosed for the first time – diagnosed post mortem, %	1.4	1.3	2.4
Microscopically verified diagnoses, %	82.0	82.4	78.3
Diagnoses verified with histology, %	77.0	77.5	73.2
Unspecified morphology, %	2.6	2.4	4.6
Patients diagnosed during the preventive medical examinations, %	3.1	3.0	3.6
Received anti-cancer treatment of patients diagnosed for the first time, %	58.4	59.9	45.6
- surgical treatment only, %	169.3	94.7	799.2
- combined or complex treatment, %	5.4	5.5	4.8
Incidence of children population (aged 0-17 years): number of new cases*	-	-	-
Mortality of children population (aged 0-17 years): number of new cases*	-	-	-
Stomach			
			C16
Incidence: number of new cases*	5401	3329	2072
Mortality: number of new cases*	3396	2152	1244
Lived less than 1 year since the diagnosis in 2022, %	48.0	48.6	46.9
From among the patients diagnosed for the first time – diagnosed post mortem, %	1.4	1.4	1.4
Microscopically verified diagnoses, %	81.9	82.3	81.3
Diagnoses verified with histology, %	79.2	79.6	78.5
Unspecified morphology, %	3.5	3.2	4.0
Patients diagnosed during the preventive medical examinations, %	3.4	3.0	4.0
Received anti-cancer treatment of patients diagnosed for the first time, %	54.2	54.6	53.4
- surgical treatment only, %	11.1	10.7	11.9
- combined or complex treatment, %	17.8	18.0	17.5
Incidence of children population (aged 0-17 years): number of new cases*	1	1	-
Mortality of children population (aged 0-17 years): number of new cases*	-	-	-
Colon			
			C18
Incidence: number of new cases*	7131	3604	3527
Mortality: number of new cases*	3241	1659	1582
Lived less than 1 year since the diagnosis in 2022, %	26.3	27.3	25.3
From among the patients diagnosed for the first time – diagnosed post mortem, %	1.1	1.2	1.0
Microscopically verified diagnoses, %	83.3	83.3	83.2
Diagnoses verified with histology, %	82.0	81.7	82.2
Unspecified morphology, %	2.7	2.7	2.7
Patients diagnosed during the preventive medical examinations, %	4.3	4.2	4.4
Received anti-cancer treatment of patients diagnosed for the first time, %	73.8	73.1	74.5
- surgical treatment only, %	32.1	30.4	33.9
- combined or complex treatment, %	28.9	28.7	29.0
Incidence of children population (aged 0-17 years): number of new cases*	4	2	2
Mortality of children population (aged 0-17 years): number of new cases*	-	-	-

* - does not include cases of AR Krym and Sevastopol city

Table 1 – General rates, 2022

Rate	▼▲	▼	▲
Rectum, anus			
			C19-C21
Incidence: number of new cases*	6307	3483	2824
Mortality: number of new cases*	2994	1670	1324
Lived less than 1 year since the diagnosis in 2022, %	21.8	22.1	21.5
From among the patients diagnosed for the first time – diagnosed post mortem, %	0.7	0.7	0.7
Microscopically verified diagnoses, %	88.9	89.2	88.5
Diagnoses verified with histology, %	86.1	86.4	85.8
Unspecified morphology, %	2.3	2.4	2.2
Patients diagnosed during the preventive medical examinations, %	7.5	7.7	7.3
Received anti-cancer treatment of patients diagnosed for the first time, %	76.0	75.7	76.3
- surgical treatment only, %	16.3	15.6	17.2
- combined or complex treatment, %	33.1	33.6	32.4
Incidence of children population (aged 0-17 years): number of new cases*	-	-	-
Mortality of children population (aged 0-17 years): number of new cases*	-	-	-
Liver			
			C22
Incidence: number of new cases*	1224	766	458
Mortality: number of new cases*	824	514	310
Lived less than 1 year since the diagnosis in 2022, %	62.3	64.5	58.3
From among the patients diagnosed for the first time – diagnosed post mortem, %	7.1	8.0	5.4
Microscopically verified diagnoses, %	54.2	55.0	53.1
Diagnoses verified with histology, %	47.5	48.0	46.5
Unspecified morphology, %	6.2	7.1	4.5
Patients diagnosed during the preventive medical examinations, %	0.8	0.8	0.9
Received anti-cancer treatment of patients diagnosed for the first time, %	21.1	21.5	20.4
- surgical treatment only, %	4.7	4.8	4.7
- combined or complex treatment, %	2.1	1.6	3.0
Incidence of children population (aged 0-17 years): number of new cases*	4	2	2
Mortality of children population (aged 0-17 years): number of new cases*	1	1	-
Gallbladder and extrahepatic ducts			
			C23-C24
Incidence: number of new cases*	692	263	429
Mortality: number of new cases*	460	165	295
Lived less than 1 year since the diagnosis in 2022, %	53.5	48.6	56.6
From among the patients diagnosed for the first time – diagnosed post mortem, %	2.3	2.0	2.6
Microscopically verified diagnoses, %	56.5	56.7	56.4
Diagnoses verified with histology, %	53.2	52.9	53.4
Unspecified morphology, %	6.9	6.0	7.4
Patients diagnosed during the preventive medical examinations, %	1.7	1.9	1.6
Received anti-cancer treatment of patients diagnosed for the first time, %	40.8	42.5	39.8
- surgical treatment only, %	20.0	20.2	19.9
- combined or complex treatment, %	7.8	9.7	6.6
Incidence of children population (aged 0-17 years): number of new cases*	-	-	-
Mortality of children population (aged 0-17 years): number of new cases*	-	-	-

* - does not include cases of AR Krym and Sevastopol city

Table 1 – General rates, 2022

Rate	▼▲	▼	▲
Pancreas			
			C25
Incidence: number of new cases*	3592	1863	1729
Mortality: number of new cases*	2451	1338	1113
Lived less than 1 year since the diagnosis in 2022, %	60.2	62.3	57.8
From among the patients diagnosed for the first time – diagnosed post mortem, %	2.8	3.4	2.1
Microscopically verified diagnoses, %	41.9	42.4	41.4
Diagnoses verified with histology, %	37.8	38.4	37.2
Unspecified morphology, %	9.9	10.3	9.5
Patients diagnosed during the preventive medical examinations, %	0.9	1.0	0.9
Received anti-cancer treatment of patients diagnosed for the first time, %	33.8	33.9	33.7
- surgical treatment only, %	7.4	7.0	7.8
- combined or complex treatment, %	5.5	5.5	5.5
Incidence of children population (aged 0-17 years): number of new cases*	-	-	-
Mortality of children population (aged 0-17 years): number of new cases*	-	-	-
Larynx			
			C32
Incidence: number of new cases*	1422	1347	75
Mortality: number of new cases*	707	685	22
Lived less than 1 year since the diagnosis in 2022, %	20.0	20.3	14.3
From among the patients diagnosed for the first time – diagnosed post mortem, %	1.0	1.0	0.0
Microscopically verified diagnoses, %	92.1	92.0	94.7
Diagnoses verified with histology, %	85.6	85.4	88.0
Unspecified morphology, %	2.3	1.9	9.9
Patients diagnosed during the preventive medical examinations, %	4.8	4.8	5.3
Received anti-cancer treatment of patients diagnosed for the first time, %	80.5	80.7	77.1
- surgical treatment only, %	11.0	10.8	15.7
- combined or complex treatment, %	34.0	34.5	24.3
Incidence of children population (aged 0-17 years): number of new cases*	-	-	-
Mortality of children population (aged 0-17 years): number of new cases*	-	-	-
Trachea, bronchus, lung			
			C33-C34
Incidence: number of new cases*	9164	7293	1871
Mortality: number of new cases*	6172	5062	1110
Lived less than 1 year since the diagnosis in 2022, %	53.3	55.2	45.5
From among the patients diagnosed for the first time – diagnosed post mortem, %	2.2	2.2	2.1
Microscopically verified diagnoses, %	63.7	63.7	63.6
Diagnoses verified with histology, %	54.4	54.0	55.9
Unspecified morphology, %	6.3	6.4	6.1
Patients diagnosed during the preventive medical examinations, %	4.6	4.5	4.8
Received anti-cancer treatment of patients diagnosed for the first time, %	49.1	48.6	50.8
- surgical treatment only, %	6.3	5.5	9.6
- combined or complex treatment, %	8.2	7.7	9.9
Incidence of children population (aged 0-17 years): number of new cases*	2	2	-
Mortality of children population (aged 0-17 years): number of new cases*	-	-	-

* - does not include cases of AR Krym and Sevastopol city

Table 1 – General rates, 2022

Rate	▼▲	▼	▲
Bones, joints and articular cartilage			
			C40-C41
Incidence: number of new cases*	229	121	108
Mortality: number of new cases*	127	69	58
Lived less than 1 year since the diagnosis in 2022, %	27.7	29.8	25.3
From among the patients diagnosed for the first time – diagnosed post mortem, %	2.3	1.8	3.0
Microscopically verified diagnoses, %	81.7	80.2	83.3
Diagnoses verified with histology, %	77.3	72.7	82.4
Unspecified morphology, %	4.3	3.1	5.6
Patients diagnosed during the preventive medical examinations, %	3.1	5.8	0.0
Received anti-cancer treatment of patients diagnosed for the first time, %	41.3	8.8	78.8
- surgical treatment only, %	20.2	20.2	20.2
- combined or complex treatment, %	15.5	14.0	17.2
Incidence of children population (aged 0-17 years): number of new cases*	36	24	12
Mortality of children population (aged 0-17 years): number of new cases*	10	2	8
Connective and soft tissue			
			C46.1, C49
Incidence: number of new cases*	566	287	279
Mortality: number of new cases*	242	132	110
Lived less than 1 year since the diagnosis in 2022, %	19.6	20.2	19.1
From among the patients diagnosed for the first time – diagnosed post mortem, %	0.4	0.8	0.0
Microscopically verified diagnoses, %	93.3	93.0	93.5
Diagnoses verified with histology, %	89.2	89.2	89.2
Unspecified morphology, %	4.9	4.1	5.7
Patients diagnosed during the preventive medical examinations, %	5.1	3.5	6.8
Received anti-cancer treatment of patients diagnosed for the first time, %	77.6	74.4	80.9
- surgical treatment only, %	32.6	31.0	34.3
- combined or complex treatment, %	30.3	24.8	35.9
Incidence of children population (aged 0-17 years): number of new cases*	15	10	5
Mortality of children population (aged 0-17 years): number of new cases*	5	1	4
Melanoma of skin			
			C43
Incidence: number of new cases*	2403	1110	1293
Mortality: number of new cases*	674	354	320
Lived less than 1 year since the diagnosis in 2022, %	8.9	11.9	6.3
From among the patients diagnosed for the first time – diagnosed post mortem, %	0.2	0.3	0.2
Microscopically verified diagnoses, %	98.5	97.7	99.1
Diagnoses verified with histology, %	96.0	94.9	96.9
Unspecified morphology, %	0.0	0.0	0.0
Patients diagnosed during the preventive medical examinations, %	24.8	24.6	24.9
Received anti-cancer treatment of patients diagnosed for the first time, %	90.6	89.1	91.9
- surgical treatment only, %	67.9	63.9	71.4
- combined or complex treatment, %	19.6	21.1	18.3
Incidence of children population (aged 0-17 years): number of new cases*	5	3	2
Mortality of children population (aged 0-17 years): number of new cases*	-	-	-

* - does not include cases of AR Krym and Sevastopol city

Table 1 – General rates, 2022

Rate	▼▲	▼	▲
Non-melanoma of skin			
			C44, C46.0
Incidence: number of new cases*	10643	4645	5998
Mortality: number of new cases*	430	201	229
Lived less than 1 year since the diagnosis in 2022, %	2.0	2.5	1.7
From among the patients diagnosed for the first time – diagnosed post mortem, %	0.0	0.0	0.0
Microscopically verified diagnoses, %	97.5	97.8	97.3
Diagnoses verified with histology, %	83.0	84.3	82.0
Unspecified morphology, %	2.0	2.0	2.0
Patients diagnosed during the preventive medical examinations, %	33.9	34.6	33.5
Received anti-cancer treatment of patients diagnosed for the first time, %	90.0	90.4	89.6
- surgical treatment only, %	68.4	68.3	68.4
- combined or complex treatment, %	4.4	5.7	3.5
Incidence of children population (aged 0-17 years): number of new cases*	2	-	2
Mortality of children population (aged 0-17 years): number of new cases*	-	-	-
Breast			
			C50
Incidence: number of new cases*	12335	77	12258
Mortality: number of new cases*	3881	35	3846
Lived less than 1 year since the diagnosis in 2022, %	8.2	13.3	8.2
From among the patients diagnosed for the first time – diagnosed post mortem, %	0.2	0.0	0.2
Microscopically verified diagnoses, %	93.1	92.2	93.1
Diagnoses verified with histology, %	89.1	88.3	89.1
Unspecified morphology, %	2.9	2.8	2.9
Patients diagnosed during the preventive medical examinations, %	24.4	11.7	24.5
Received anti-cancer treatment of patients diagnosed for the first time, %	83.8	81.3	83.8
- surgical treatment only, %	17.1	1332.0	8.6
- combined or complex treatment, %	10.4	13.3	10.4
Incidence of children population (aged 0-17 years): number of new cases*	-	-	-
Mortality of children population (aged 0-17 years): number of new cases*	-	-	-
Cervix uteri			
			C53
Incidence: number of new cases*	3004	-	3004
Mortality: number of new cases*	1106	-	1106
Lived less than 1 year since the diagnosis in 2022, %	15.2	-	15.2
From among the patients diagnosed for the first time – diagnosed post mortem, %	0.4	-	0.4
Microscopically verified diagnoses, %	96.8	-	96.8
Diagnoses verified with histology, %	93.1	-	93.1
Unspecified morphology, %	3.3	-	3.3
Patients diagnosed during the preventive medical examinations, %	20.9	-	20.9
Received anti-cancer treatment of patients diagnosed for the first time, %	78.7	-	78.7
- surgical treatment only, %	12.3	-	12.3
- combined or complex treatment, %	23.9	-	23.9
Incidence of children population (aged 0-17 years): number of new cases*	-	-	-
Mortality of children population (aged 0-17 years): number of new cases*	-	-	-

* - does not include cases of AR Krym and Sevastopol city

Table 1 – General rates, 2022

Rate	▼▲	▼	▲
Corpus uteri			
			C54
Incidence: number of new cases*	5601	-	5601
Mortality: number of new cases*	1145	-	1145
Lived less than 1 year since the diagnosis in 2022, %	8.1	-	8.1
From among the patients diagnosed for the first time – diagnosed post mortem, %	0.3	-	0.3
Microscopically verified diagnoses, %	97.1	-	97.1
Diagnoses verified with histology, %	95.8	-	95.8
Unspecified morphology, %	1.5	-	1.5
Patients diagnosed during the preventive medical examinations, %	20.0	-	20.0
Received anti-cancer treatment of patients diagnosed for the first time, %	86.2	-	86.2
- surgical treatment only, %	31.2	-	31.2
- combined or complex treatment, %	48.3	-	48.3
Incidence of children population (aged 0-17 years): number of new cases*	-	-	-
Mortality of children population (aged 0-17 years): number of new cases*	-	-	-
Ovary			
			C56
Incidence: number of new cases*	2806	-	2806
Mortality: number of new cases*	1235	-	1235
Lived less than 1 year since the diagnosis in 2022, %	19.8	-	19.8
From among the patients diagnosed for the first time – diagnosed post mortem, %	0.7	-	0.7
Microscopically verified diagnoses, %	88.5	-	88.5
Diagnoses verified with histology, %	80.3	-	80.3
Unspecified morphology, %	5.5	-	5.5
Patients diagnosed during the preventive medical examinations, %	7.6	-	7.6
Received anti-cancer treatment of patients diagnosed for the first time, %	80.1	-	80.1
- surgical treatment only, %	15.3	-	15.3
- combined or complex treatment, %	47.8	-	47.8
Incidence of children population (aged 0-17 years): number of new cases*	10	-	10
Mortality of children population (aged 0-17 years): number of new cases*	-	-	-
Prostate			
			C61
Incidence: number of new cases*	6806	6806	-
Mortality: number of new cases*	2553	2553	-
Lived less than 1 year since the diagnosis in 2022, %	12.1	12.1	-
From among the patients diagnosed for the first time – diagnosed post mortem, %	0.3	0.3	-
Microscopically verified diagnoses, %	90.1	90.1	-
Diagnoses verified with histology, %	87.2	87.2	-
Unspecified morphology, %	2.0	2.0	-
Patients diagnosed during the preventive medical examinations, %	6.4	6.4	-
Received anti-cancer treatment of patients diagnosed for the first time, %	77.7	77.7	-
- surgical treatment only, %	16.3	16.3	-
- combined or complex treatment, %	14.3	14.3	-
Incidence of children population (aged 0-17 years): number of new cases*	1	1	-
Mortality of children population (aged 0-17 years): number of new cases*	-	-	-

* - does not include cases of AR Krym and Sevastopol city

Table 1 – General rates, 2022

Rate	▼▲	▼	▲
Kidney			
			C64
Incidence: number of new cases*	3544	2126	1418
Mortality: number of new cases*	1238	819	419
Lived less than 1 year since the diagnosis in 2022, %	20.3	22.5	17.0
From among the patients diagnosed for the first time – diagnosed post mortem, %	1.0	1.2	0.7
Microscopically verified diagnoses, %	72.1	70.9	74.0
Diagnoses verified with histology, %	70.7	69.4	72.8
Unspecified morphology, %	4.0	4.7	3.1
Patients diagnosed during the preventive medical examinations, %	9.0	8.9	9.1
Received anti-cancer treatment of patients diagnosed for the first time, %	72.6	71.3	74.5
- surgical treatment only, %	53.9	50.9	58.5
- combined or complex treatment, %	8.8	9.4	7.9
Incidence of children population (aged 0-17 years): number of new cases*	25	10	15
Mortality of children population (aged 0-17 years): number of new cases*	1	1	-
Urinary bladder			
			C67
Incidence: number of new cases*	3438	2824	614
Mortality: number of new cases*	1126	953	173
Lived less than 1 year since the diagnosis in 2022, %	17.6	18.2	15.0
From among the patients diagnosed for the first time – diagnosed post mortem, %	0.6	0.7	0.2
Microscopically verified diagnoses, %	87.3	87.8	84.7
Diagnoses verified with histology, %	82.7	82.9	81.8
Unspecified morphology, %	4.6	4.4	5.4
Patients diagnosed during the preventive medical examinations, %	6.5	6.5	6.8
Received anti-cancer treatment of patients diagnosed for the first time, %	79.9	80.1	79.1
- surgical treatment only, %	43.1	42.4	46.8
- combined or complex treatment, %	29.5	30.1	26.3
Incidence of children population (aged 0-17 years): number of new cases*	-	-	-
Mortality of children population (aged 0-17 years): number of new cases*	-	-	-
Brain			
			C71
Incidence: number of new cases*	1358	770	588
Mortality: number of new cases*	906	470	436
Lived less than 1 year since the diagnosis in 2022, %	41.0	40.2	42.0
From among the patients diagnosed for the first time – diagnosed post mortem, %	3.3	4.0	2.3
Microscopically verified diagnoses, %	71.1	71.8	70.2
Diagnoses verified with histology, %	69.7	70.4	68.7
Unspecified morphology, %	3.0	3.1	2.9
Patients diagnosed during the preventive medical examinations, %	1.1	1.0	1.2
Received anti-cancer treatment of patients diagnosed for the first time, %	66.3	67.7	64.3
- surgical treatment only, %	17.1	16.2	18.4
- combined or complex treatment, %	33.1	35.0	30.5
Incidence of children population (aged 0-17 years): number of new cases*	81	45	36
Mortality of children population (aged 0-17 years): number of new cases*	18	8	10

* - does not include cases of AR Krym and Sevastopol city

Table 1 – General rates, 2022

Rate	▼▲	▼	▲
Thyroid			
			C73
Incidence: number of new cases*	2078	451	1627
Mortality: number of new cases*	162	53	109
Lived less than 1 year since the diagnosis in 2022, %	3.3	5.1	2.8
From among the patients diagnosed for the first time – diagnosed post mortem, %	0.3	0.7	0.2
Microscopically verified diagnoses, %	98.2	97.6	98.3
Diagnoses verified with histology, %	95.2	94.9	95.3
Unspecified morphology, %	1.3	0.9	1.4
Patients diagnosed during the preventive medical examinations, %	27.5	27.7	27.4
Received anti-cancer treatment of patients diagnosed for the first time, %	91.7	89.7	92.3
- surgical treatment only, %	52.0	45.5	53.8
- combined or complex treatment, %	35.1	37.8	34.3
Incidence of children population (aged 0-17 years): number of new cases*	-	-	-
Mortality of children population (aged 0-17 years): number of new cases*	-	-	-
Hodgkin's lymphoma			
			C81
Incidence: number of new cases*	715	366	349
Mortality: number of new cases*	138	74	64
Lived less than 1 year since the diagnosis in 2022, %	7.7	8.1	7.4
From among the patients diagnosed for the first time – diagnosed post mortem, %	0.3	0.3	0.3
Microscopically verified diagnoses, %	100.0	100.0	100.0
Diagnoses verified with histology, %	94.5	94.8	94.3
Unspecified morphology, %	0.0	0.0	0.0
Patients diagnosed during the preventive medical examinations, %	10.6	9.3	12.0
Received anti-cancer treatment of patients diagnosed for the first time, %	86.3	87.2	85.3
- surgical treatment only, %	1.4	1.4	1.5
- combined or complex treatment, %	6.3	6.1	6.5
Incidence of children population (aged 0-17 years): number of new cases*	63	27	36
Mortality of children population (aged 0-17 years): number of new cases*	2	-	2
Non-Hodgkin's lymphoma			
			C82-C86
Incidence: number of new cases*	1891	977	914
Mortality: number of new cases*	597	295	302
Lived less than 1 year since the diagnosis in 2022, %	19.8	20.2	19.4
From among the patients diagnosed for the first time – diagnosed post mortem, %	0.8	0.8	0.8
Microscopically verified diagnoses, %	99.5	99.7	99.3
Diagnoses verified with histology, %	90.3	90.1	90.6
Unspecified morphology, %	0.0	0.0	0.0
Patients diagnosed during the preventive medical examinations, %	4.5	5.1	3.9
Received anti-cancer treatment of patients diagnosed for the first time, %	82.3	81.1	83.5
- surgical treatment only, %	3.4	3.9	2.8
- combined or complex treatment, %	8.5	8.2	8.7
Incidence of children population (aged 0-17 years): number of new cases*	53	34	19
Mortality of children population (aged 0-17 years): number of new cases*	6	3	3

* - does not include cases of AR Krym and Sevastopol city

Table 1 – General rates, 2022

Rate	▼▲	▼	▲
Multiple myeloma			
			C90
Incidence: number of new cases*	709	357	352
Mortality: number of new cases*	279	131	148
Lived less than 1 year since the diagnosis in 2022, %	19.7	19.2	20.2
From among the patients diagnosed for the first time – diagnosed post mortem, %	0.5	0.3	0.6
Microscopically verified diagnoses, %	96.2	95.0	97.4
Diagnoses verified with histology, %	64.2	63.3	65.1
Unspecified morphology, %	0.0	0.0	0.0
Patients diagnosed during the preventive medical examinations, %	4.9	5.3	4.5
Received anti-cancer treatment of patients diagnosed for the first time, %	85.7	86.2	85.3
- surgical treatment only, %	0.8	0.0	1.5
- combined or complex treatment, %	2.3	2.7	1.8
Incidence of children population (aged 0-17 years): number of new cases*	1	1	-
Mortality of children population (aged 0-17 years): number of new cases*	-	-	-
Leukaemia			
			C91-C95
Incidence: number of new cases*	2222	1185	1037
Mortality: number of new cases*	853	455	398
Lived less than 1 year since the diagnosis in 2022, %	24.7	24.0	25.5
From among the patients diagnosed for the first time – diagnosed post mortem, %	1.1	1.4	0.8
Microscopically verified diagnoses, %	99.9	99.8	100.0
Diagnoses verified with histology, %	62.6	63.5	61.5
Unspecified morphology, %	0.0	0.0	0.0
Patients diagnosed during the preventive medical examinations, %	4.0	4.1	3.9
Received anti-cancer treatment of patients diagnosed for the first time, %	68.7	69.1	68.3
- surgical treatment only, %	0.4	0.5	0.3
- combined or complex treatment, %	0.7	1.1	0.2
Incidence of children population (aged 0-17 years): number of new cases*	225	113	112
Mortality of children population (aged 0-17 years): number of new cases*	29	12	17
Undefined primary site			
			C77-C80
Incidence: number of new cases*	2047	1171	876
Mortality: number of new cases*	1316	793	523
Lived less than 1 year since the diagnosis in 2022, %	58.0	60.6	54.4
From among the patients diagnosed for the first time – diagnosed post mortem, %	0.6	0.6	0.5
Microscopically verified diagnoses, %	39.8	41.0	38.1
Diagnoses verified with histology, %	34.1	33.9	34.5
Unspecified morphology, %	16.0	16.3	15.6
Patients diagnosed during the preventive medical examinations, %	0.4	0.7	0.1
Received anti-cancer treatment of patients diagnosed for the first time, %	26.0	27.1	24.4
- surgical treatment only, %	5.3	4.1	6.9
- combined or complex treatment, %	4.7	5.3	3.8
Incidence of children population (aged 0-17 years): number of new cases*	-	-	-
Mortality of children population (aged 0-17 years): number of new cases*	-	-	-

* - does not include cases of AR Krym and Sevastopol city

Table 3 - Incidence and mortality, 2022-2023	Adjusted, 2022						On-line, 2023					
	Number of new cancer cases in 2022			Number of deaths from cancer in 2022			Number of new cancer cases registered in 2023			Number of deaths from cancer registered in 2023		
	♂	♀	♂+♀	♂	♀	♂+♀	♂	♀	♂+♀	♂	♀	♂+♀
Ukraine	106151	51526	54625	42660	23986	18674	110022	52626	57396	42043	23927	18116
AR Krym												
Vinnitska	5416	2753	2663	1977	1157	820	5396	2702	2694	1846	1115	731
Volynska	3220	1648	1572	1472	907	565	3386	1683	1703	1564	935	629
Dnipropetrovska	10940	5154	5786	5709	3113	2596	11009	5032	5977	5264	2871	2393
Donetska	767	294	473	227	106	121	816	376	440	288	133	155
Zhytomyrska	3793	1876	1917	1481	832	649	4008	1979	2029	1502	894	608
Zakarpatska	3306	1702	1604	1931	1123	808	3075	1624	1451	1753	1094	659
Zaporizka	3710	1766	1944	1342	718	624	3007	1403	1604	923	498	425
Ivano-Frankivska	4236	2191	2045	2015	1197	818	4632	2316	2316	2089	1238	851
Kyivska	5496	2499	2997	1793	984	809	5650	2592	3058	1891	1096	795
Kirovohradska	3712	1832	1880	1711	977	734	4188	2063	2125	1768	1014	754
Luhanska	429	197	232	82	50	32	239	91	148	12	5	7
Lvivska	8122	4085	4037	2934	1721	1213	8631	4216	4415	2795	1653	1142
Mykolaiivska	1892	913	979	701	340	361	2437	1118	1319	893	428	465
Odesska	6547	3092	3455	1914	1045	869	6857	3206	3651	2058	1129	929
Poltavska	4670	2270	2400	2089	1157	932	5026	2405	2621	2156	1197	959
Rivnenska	3344	1687	1657	1418	804	614	3110	1467	1643	1518	878	640
Sumska	3945	1943	2002	1549	873	676	4029	1910	2119	1530	885	645
Ternopil'ska	3251	1704	1547	1581	914	667	3377	1722	1655	1690	1014	676
Kharkivska	2931	1419	1512	644	346	298	4038	1861	2177	645	326	319
Khersonska	1968	949	1019	804	467	337	1244	597	647	379	207	172
Khmelnytska	4859	2349	2510	2278	1337	941	5102	2518	2584	2371	1411	960
Cherkaska	4859	2393	2466	2274	1303	971	4966	2525	2441	2433	1378	1055
Chernivetska	2167	1082	1085	705	414	291	1878	913	965	374	236	138
Chernihivska	3634	1813	1821	1597	932	665	4034	1947	2087	1851	1085	766
Kyiv city	8937	3915	5022	2432	1169	1263	9887	4360	5527	2450	1207	1243
Sevastopol city												

Table 4 - On-line rates, 2023	New cases by stage*, %					Lived less than 1 year since the diagnosis in 2022, %	of which: diagnosed post- mortem	Received anti-cancer treatment, %	Micro- scopically verified, %	During the preven- tive exami- nation, %	Patients are to be under the follow-up		
	I	II	III	IV	Not determined						♂	♀	♂+♀
Ukraine	24.5	23.4	17.6	20.8	7.3	23.9	936	73.5	86.5	15.1	1153519	413818	739701
AR Krym													
Vinnitska	29.1	23.1	18.0	23.6	0.0	20.9	3	73.3	85.6	21.6	51184	17953	33231
Volynska	23.5	27.7	15.5	24.0	3.4	29.4	48	75.9	87.0	0.1	27081	9540	17541
Dnipropetrovska	24.3	26.3	19.5	17.7	5.3	32.8	208	65.4	83.9	10.1	87816	29867	57949
Donetska	21.0	22.3	26.7	17.4	6.6	12.4	-	68.7	55.8	3.4			
Zhytomyrska	27.7	23.8	17.7	20.9	4.5	21.6	2	79.4	96.4	4.7	35544	12149	23395
Zakarpatska	17.8	21.4	21.3	28.6	4.3	37.3	136	68.3	86.4	9.0	26441	9892	16549
Zaporizka	29.3	19.2	17.3	25.7	6.0	18.8	17	66.3	83.3	14.7	54231	19022	35209
Ivano-Frankivska	26.6	21.4	17.4	23.8	3.9	28.0	25	75.5	87.5	0.8	35525	13602	21923
Kyivska	25.2	25.1	19.2	21.8	3.7	20.8	-	74.6	87.5	14.8	66434	22755	43679
Kirovohradska	27.9	25.5	16.5	23.6	1.2	31.0	140	71.3	81.7	9.4	32059	10785	21274
Luhanska	20.0	17.3	26.4	19.1	12.3	7.2	1	85.5	90.8	0.9			
Lvivska	26.7	19.8	17.8	19.3	9.8	20.8	6	76.5	87.6	17.9	79695	31465	48230
Mykolaiivska	15.8	22.7	15.3	18.3	23.0	9.7	-	53.6	82.5	1.4	43128	15923	27205
Odesska	23.4	23.7	14.3	20.4	13.2	15.3	30	79.5	86.2	2.5	83779	32333	51446
Poltavska	23.2	25.8	18.4	24.6	2.7	25.3	9	73.6	86.3	13.1	47166	16477	30689
Rivnenska	21.6	22.7	15.2	14.1	16.5	23.1	-	63.8	86.8	22.9	28755	10063	18692
Sumska	25.6	32.7	15.1	13.8	7.3	23.8	-	71.3	87.4	32.1	41065	14304	26761
Ternopil'ska	20.6	22.6	21.5	26.3	1.7	31.7	17	74.2	83.1	21.4	29934	11108	18826
Kharkivska	15.4	16.6	18.1	29.3	15.7	7.5	2	76.2	87.3	1.9	92198	32666	59532
Khersonska	19.0	27.5	18.4	26.5	2.5	18.4	16	72.2	87.4	4.9	33229	11517	21712
Khmelnytska	22.0	32.7	21.2	12.2	2.7	30.2	9	72.7	81.4	21.5	38337	13533	24804
Cherkaska	25.6	17.6	15.0	25.7	8.7	31.3	200	73.3	85.8	2.4	46193	16669	29524
Chernivetska	24.6	15.5	20.1	23.7	11.9	21.1	1	86.1	83.1	0.3	25910	10459	15451
Chernihivska	24.8	22.0	17.4	24.7	3.0	31.1	58	79.6	90.1	16.3	31337	10641	20696
Kyiv city	28.7	21.1	15.2	14.1	14.1	15.7	8	79.8	93.5	50.6	116478	41095	75383
Sevastopol city													

* - Ann-Arbour stage for lymphomas, TNM stage for other cancers

Table 3 - Incidence and mortality, 2022-2023	Adjusted, 2022						On-line, 2023					
	Number of new cancer cases in 2022			Number of deaths from cancer in 2022			Number of new cancer cases registered in 2023			Number of deaths from cancer registered in 2023		
	♂	♀	▲	♂	♀	▲	♂	♀	▲	♂	♀	▲
Ukraine	95508	46881	48627	42230	23785	18445	96755	46982	49773	41646	23715	17931
AR Krym												
Vinnitska	4786	2475	2311	1942	1144	798	4639	2352	2287	1810	1097	713
Volynska	2888	1523	1365	1465	904	561	2951	1494	1457	1557	930	627
Dnipropetrovska	9942	4766	5176	5657	3084	2573	9773	4531	5242	5224	2845	2379
Donetska	734	285	449	224	104	120	740	345	395	282	131	151
Zhytomyrska	3333	1682	1651	1467	825	642	3461	1747	1714	1496	891	605
Zakarpatska	3027	1575	1452	1924	1120	804	2770	1496	1274	1734	1081	653
Zaporizka	3238	1576	1662	1324	710	614	2526	1218	1308	917	495	422
Ivano-Frankivska	3741	1947	1794	1994	1186	808	3992	2060	1932	2070	1226	844
Kyivska	5005	2288	2717	1770	971	799	5051	2324	2727	1870	1084	786
Kirovohradska	3254	1632	1622	1706	976	730	3613	1811	1802	1753	1002	751
Luhanska	387	177	210	80	48	32	223	86	137	12	5	7
Lvivska	7264	3710	3554	2918	1713	1205	7472	3718	3754	2768	1638	1130
Mykolaivska	1812	876	936	616	300	316	2233	1038	1195	828	403	425
Odesska	5716	2721	2995	1889	1034	855	5838	2794	3044	2034	1118	916
Poltavska	4235	2094	2141	2075	1150	925	4457	2165	2292	2140	1191	949
Rivnenska	3106	1572	1534	1417	803	614	2837	1351	1486	1516	878	638
Sumska	3515	1760	1755	1542	870	672	3531	1723	1808	1524	881	643
Ternopil'ska	2957	1564	1393	1571	910	661	3050	1570	1480	1682	1010	672
Kharkivska	2771	1337	1434	630	340	290	3797	1750	2047	640	322	318
Khersonska	1757	858	899	800	466	334	1087	512	575	379	207	172
Khmelnytska	4350	2141	2209	2265	1331	934	4450	2248	2202	2353	1398	955
Cherkaska	4309	2142	2167	2261	1297	964	4353	2234	2119	2413	1369	1044
Chernivetska	2018	1018	1000	690	407	283	1578	781	797	369	233	136
Chernihivska	3244	1644	1600	1587	929	658	3521	1752	1769	1841	1083	758
Kyiv city	8119	3518	4601	2416	1163	1253	8812	3882	4930	2434	1197	1237
Sevastopol city												

Table 4 - On-line rates, 2023	New cases by stage*, %					Lived less than 1 year since the diagnosis in 2022, %	of which: diagnosed post- mortem	Received anti-cancer treatment, %	Micro- scopically verified, %	During the preven- tive exami- nation, %	Patients are to be under the follow-up		
	I	II	III	IV	Not determined						♂	♀	▲
Ukraine	18.5	23.0	19.4	22.9	7.9	26.3	936	73.5	86.5	15.1	957079	335800	621279
AR Krym													
Vinnitska	22.1	22.7	19.9	26.8	0.0	23.2	3	71.8	85.3	16.6	42809	14608	28201
Volynska	18.2	26.0	17.3	26.9	3.8	32.5	48	73.7	85.1	0.1	22619	7824	14795
Dnipropetrovska	18.3	25.7	21.3	19.3	5.7	35.6	208	63.1	81.9	5.7	73737	24334	49403
Donetska	16.9	21.4	28.9	19.2	7.0	12.9	-	68.3	53.1	2.6			
Zhytomyrska	22.3	23.6	19.9	22.9	4.7	24.2	2	77.5	95.8	4.2	29615	9819	19796
Zakarpatska	13.8	18.8	23.1	31.1	4.6	40.2	136	66.7	85.2	8.1	21714	7856	13858
Zaporizka	18.4	20.6	19.7	30.0	7.0	21.1	17	63.0	80.3	7.6	42770	14793	27977
Ivano-Frankivska	19.2	21.5	19.9	27.3	4.3	31.3	25	72.6	85.7	0.4	28231	10624	17607
Kyivska	20.4	24.1	20.7	23.2	4.0	22.3	-	73.3	86.4	12.5	57038	19114	37924
Kirovohradska	19.8	25.9	18.7	27.0	1.2	35.1	140	68.3	79.4	6.1	25919	8372	17547
Luhanska	16.9	16.9	26.1	18.8	12.1	7.8	1	85.5	90.6	1.0			
Lvivska	20.3	20.3	20.1	22.0	9.6	23.0	6	74.2	85.9	13.1	66022	25882	40140
Mykolaivska	12.1	23.8	16.7	19.9	22.5	10.1	-	55.7	84.6	1.5	33991	12458	21533
Odesska	15.5	23.0	16.1	23.5	15.3	17.4	30	77.0	84.2	2.3	70283	26879	43404
Poltavska	19.7	23.2	20.0	27.4	2.9	27.7	9	71.2	84.7	11.0	38437	12998	25439
Rivnenska	18.5	22.2	16.2	15.3	17.2	24.7	-	63.4	85.6	17.3	25117	8645	16472
Sumska	20.5	32.7	16.7	15.2	8.0	26.6	-	70.5	85.9	24.1	32648	11313	21335
Ternopil'ska	16.0	21.6	22.9	28.3	1.9	34.6	17	72.6	81.5	19.1	24878	8936	15942
Kharkivska	13.5	14.3	18.6	29.7	16.1	7.8	2	76.0	86.7	1.7	77642	26760	50882
Khersonska	12.9	27.2	20.3	29.7	2.8	20.3	16	70.6	85.6	4.2	27398	9300	18098
Khmelnytska	15.7	33.0	23.7	13.6	3.0	33.5	9	70.2	79.1	16.8	31775	10916	20859
Cherkaska	19.0	17.7	16.4	27.8	9.1	34.8	200	70.3	84.3	2.2	37271	13076	24195
Chernivetska	14.7	15.2	21.9	27.0	13.9	22.4	1	83.7	85.9	0.3	21997	8827	13170
Chernihivska	17.7	21.4	19.0	27.1	3.4	34.4	58	76.9	88.7	11.4	26120	8671	17449
Kyiv city	22.1	21.6	16.4	15.0	15.5	17.2	8	77.6	92.7	44.9	99048	33795	65253
Sevastopol city													

* - Ann-Arbour stage for lymphomas, TNM stage for other cancers

Table 3 - Incidence and mortality, 2022-2023	Adjusted, 2022						On-line, 2023					
	Number of new cancer cases in 2022			Number of deaths from cancer in 2022			Number of new cancer cases registered in 2023			Number of deaths from cancer registered in 2023		
	♂	♀	♂	♂	♀	♂	♂	♀	♂	♂	♀	♂
Ukraine	638	333	305	87	37	50	484	260	224	81	39	42
AR Krym												
Vinnnytska	29	18	11	5	2	3	23	14	9	4	4	0
Volynska	25	14	11	4	2	2	17	10	7	4	2	2
Dnipropetrovska	67	32	35	11	4	7	43	24	19	9	5	4
Donetska	4	2	2	0	0	0	0	0	0	0	0	0
Zhytomyrska	18	6	12	0	0	0	15	12	3	2	0	2
Zakarpatska	37	21	16	4	2	2	23	15	8	5	2	3
Zaporizka	15	6	9	3	1	2	12	6	6	3	2	1
Ivano-Frankivska	20	10	10	5	1	4	15	4	11	2	0	2
Kyivska	30	16	14	2	0	2	23	16	7	0	0	0
Kirovohradska	20	13	7	4	2	2	11	8	3	3	0	3
Luhanska	2	1	1	0	0	0	1	1	0	0	0	0
Lvivska	68	34	34	4	0	4	68	33	35	16	9	7
Mykolaiivska	3	3	0	1	1	0	0	0	0	0	0	0
Odesska	48	19	29	14	7	7	29	9	20	6	4	2
Poltavska	22	14	8	3	1	2	17	8	9	1	1	0
Rivnenska	27	14	13	1	0	1	23	13	10	2	1	1
Sumska	20	6	14	2	0	2	15	7	8	3	0	3
Ternopil'ska	13	6	7	5	2	3	20	11	9	3	1	2
Kharkivska	22	14	8	1	1	0	26	12	14	1	0	1
Khersonska	7	4	3	0	0	0	0	0	0	0	0	0
Khmelnytska	35	20	15	5	3	2	21	7	14	3	1	2
Cherkaska	16	8	8	2	1	1	22	12	10	4	1	3
Chernivetska	33	19	14	3	3	0	18	13	5	0	0	0
Chernihivska	14	8	6	4	2	2	20	11	9	6	3	3
Kyiv city	43	25	18	4	2	2	22	14	8	4	3	1
Sevastopol city												

Table 4 - On-line rates, 2023	New cases by stage*, %					Lived less than 1 year since the diagnosis in 2022, %	of which: diagnosed post- mortem	Received anti-cancer treatment, %	Micro- scopically verified, %	During the preven- tive exami- nation, %	Patients are to be under the follow-up		
	I	II	III	IV	Not determined						♂	♀	♂
Ukraine	-	-	-	-	-	6.8		80.2	94.2	7.5	6305	3490	2815
AR Krym													
Vinnnytska	-	-	-	-	-	6.9	-	72.7	91.3	9.1	272	145	127
Volynska	-	-	-	-	-	4.0	-	87.5	100.0	-	188	113	75
Dnipropetrovska	-	-	-	-	-	11.9	-	86.0	97.7	2.3	554	311	243
Donetska	-	-	-	-	-			-	-	-			
Zhytomyrska	-	-	-	-	-	10.5	-	86.7	93.3	-	217	114	103
Zakarpatska	-	-	-	-	-	13.5	1	60.9	82.6	-	231	140	91
Zaporizka	-	-	-	-	-	-	-	-	83.3	-	228	124	104
Ivano-Frankivska	-	-	-	-	-	10.5	-	73.3	93.3	-	191	103	88
Kyivska	-	-	-	-	-	3.3	-	78.3	91.3	4.3	356	219	137
Kirovohradska	-	-	-	-	-	10.0	-	90.9	100.0	-	146	85	61
Luhanska	-	-	-	-	-			100.0	100.0	-			
Lvivska	-	-	-	-	-	6.0	-	91.2	94.1	10.3	558	297	261
Mykolaiivska	-	-	-	-	-	-	-	-	-	-	164	89	75
Odesska	-	-	-	-	-	6.3	-	79.3	89.7	-	398	212	186
Poltavska	-	-	-	-	-	-	-	82.4	100.0	64.7	250	144	106
Rivnenska	-	-	-	-	-	-	-	87.0	95.7	4.3	244	129	115
Sumska	-	-	-	-	-	15.0	-	60.0	93.3	-	162	83	79
Ternopil'ska	-	-	-	-	-	7.7	-	75.0	100.0	25.0	145	88	57
Kharkivska	-	-	-	-	-	4.8	-	80.8	92.3	-	404	230	174
Khersonska	-	-	-	-	-	-	-	-	-	-	146	67	79
Khmelnytska	-	-	-	-	-	5.7	-	95.2	95.2	14.3	252	134	118
Cherkaska	-	-	-	-	-	18.8	1	85.7	90.9	-	275	154	121
Chernivetska	-	-	-	-	-	6.1	-	72.2	94.4	-	179	97	82
Chernihivska	-	-	-	-	-	-	-	90.0	100.0	5.0	155	81	74
Kyiv city	-	-	-	-	-	2.3	-	81.8	100.0	18.2	590	331	259
Sevastopol city													

* - Ann-Arbour stage for lymphomas, TNM stage for other cancers

Table 3 - Incidence and mortality, 2022-2023	Adjusted, 2022						On-line, 2023					
	Number of new cancer cases in 2022			Number of deaths from cancer in 2022			Number of new cancer cases registered in 2023			Number of deaths from cancer registered in 2023		
	▼▲	▼	▲	▼▲	▼	▲	▼▲	▼	▲	▼▲	▼	▲
Ukraine	371	247	124	77	61	16	334	234	100	82	62	20
AR Krym												
Vinnitska	37	24	13	7	6	1	27	18	9	3	2	1
Volynska	9	5	4	2	2	0	12	10	2	4	3	1
Dnipropetrovska	17	11	6	5	4	1	18	13	5	9	4	5
Donetska	1	1	0	0	0	0	2	1	1	2	1	1
Zhytomyrska	19	10	9	4	3	1	10	9	1	3	3	0
Zakarpatska	8	6	2	0	0	0	8	7	1	5	5	0
Zaporizka	16	10	6	5	4	1	10	3	7	4	3	1
Ivano-Frankivska	17	9	8	6	4	2	18	15	3	3	3	0
Kyivska	25	15	10	2	1	1	16	12	4	7	6	1
Kirovohradska	15	10	5	1	1	0	22	13	9	2	1	1
Luhanska	1	1	0	0	0	0	0	0	0	0	0	0
Lvivska	20	14	6	5	4	1	17	13	4	1	0	1
Mykolaivska	3	3	0	8	6	2	8	5	3	6	4	2
Odesska	27	15	12	1	1	0	28	22	6	3	2	1
Poltavska	17	14	3	5	3	2	15	5	10	2	1	1
Rivnenska	16	9	7	3	3	0	14	9	5	3	3	0
Sumska	14	11	3	2	2	0	12	10	2	3	3	0
Ternopil'ska	15	8	7	1	1	0	19	17	2	3	2	1
Kharkiv'ska	7	5	2	2	1	1	7	5	2	2	2	0
Kherson'ska	8	6	2	2	1	1	6	2	4	1	1	0
Khmelnytska	26	16	10	5	4	1	17	11	6	5	5	0
Cherkaska	15	12	3	3	3	0	15	11	4	5	4	1
Chernivetska	15	13	2	2	1	1	9	7	2	1	1	0
Chernihiv'ska	13	11	2	3	3	0	13	9	4	4	3	1
Kyiv city	10	8	2	3	3	0	11	7	4	1	0	1
Sevastopol city												

Table 4 - On-line rates, 2023	New cases by stage*, %					Lived less than 1 year since the diagnosis in 2022, %	of which: diagnosed post- mortem	Received anti-cancer treatment, %	Micro- scopically verified, %	During the preven- tive exami- nation, %	Patients are to be under the follow-up		
	I	II	III	IV	Not determined						▼▲	▼	▲
Ukraine	47.5	34.4	8.0	5.7	4.3	5.6	1	84.6	93.1	22.7	9670	7135	2535
AR Krym													
Vinnitska	70.8	29.2	-	-	-	6.1	-	62.5	66.7	41.7	564	406	158
Volynska	25.0	75.0	-	-	-	12.5	-	83.3	100.0	-	229	171	58
Dnipropetrovska	76.5	23.5	-	-	-	18.8	1	94.1	100.0	35.3	410	307	103
Donetska	50.0	50.0	-	-	-	-	-	50.0	50.0	-			
Zhytomyrska	57.1	28.6	14.3	-	-	5.9	-	100.0	100.0	-	333	223	110
Zakarpatska	25.0	37.5	25.0	-	12.5	-	-	62.5	87.5	12.5	236	182	54
Zaporizka	20.0	50.0	30.0	-	-	6.7	-	90.0	100.0	10.0	452	331	121
Ivano-Frankivska	27.8	55.6	11.1	5.6	-	6.3	-	94.4	100.0	5.6	342	232	110
Kyivska	56.3	31.3	12.5	-	-	4.8	-	75.0	100.0	12.5	538	404	134
Kirovohradska	72.2	11.1	5.6	11.1	-	-	-	88.9	95.5	11.1	366	272	94
Luhanska	-	-	-	-	-	-	-	-	-	-			
Lvivska	30.8	46.2	-	15.4	7.7	6.3	-	84.6	100.0	23.1	552	439	113
Mykolaiv'ska	57.1	14.3	28.6	-	-	-	-	57.1	75.0	-	536	399	137
Odesska	30.8	34.6	11.5	15.4	7.7	3.7	-	92.3	96.4	7.7	705	521	184
Poltavska	21.4	50.0	28.6	-	-	-	-	85.7	93.3	50.0	443	324	119
Rivnenska	85.7	14.3	-	-	-	7.1	-	100.0	100.0	14.3	240	169	71
Sumska	36.4	45.5	-	-	18.2	-	-	81.8	83.3	81.8	424	311	113
Ternopil'ska	35.3	58.8	5.9	-	-	-	-	94.1	100.0	47.1	367	283	84
Kharkiv'ska	20.0	-	-	20.0	60.0	14.3	-	40.0	71.4	-	667	497	170
Kherson'ska	40.0	40.0	20.0	-	-	-	-	100.0	100.0	-	411	301	110
Khmelnytska	57.1	42.9	-	-	-	4.8	-	92.9	100.0	21.4	461	328	133
Cherkaska	46.2	30.8	-	7.7	15.4	10.0	-	69.2	80.0	-	471	352	119
Chernivetska	37.5	-	25.0	25.0	12.5	7.1	-	100.0	100.0	-	466	347	119
Chernihiv'ska	72.7	-	-	27.3	-	9.1	-	90.9	100.0	36.4	249	186	63
Kyiv city	44.4	33.3	-	11.1	11.1	-	-	88.9	100.0	77.8	208	150	58
Sevastopol city													

* - Ann-Arbour stage for lymphomas, TNM stage for other cancers

Table 3 - Incidence and mortality, 2022-2023	Adjusted, 2022						On-line, 2023					
	Number of new cancer cases in 2022			Number of deaths from cancer in 2022			Number of new cancer cases registered in 2023			Number of deaths from cancer registered in 2023		
	♂	♀	♂	♂	♀	♂	♂	♀	♂	♂	♀	♂
Ukraine	1870	1451	419	955	810	145	1768	1304	464	993	812	181
AR Krym												
Vinnnytska	95	78	17	66	62	4	93	69	24	43	36	7
Volynska	45	41	4	23	21	2	65	52	13	39	34	5
Dnipropetrovska	178	132	46	87	71	16	135	104	31	78	63	15
Donetska	12	4	8	1	1	0	11	8	3	7	3	4
Zhytomyrska	94	71	23	52	49	3	91	73	18	47	41	6
Zakarpatska	72	56	16	60	51	9	78	61	17	53	45	8
Zaporizka	56	43	13	24	21	3	42	25	17	21	19	2
Ivano-Frankivska	66	51	15	39	36	3	73	56	17	52	44	8
Kyivska	96	77	19	40	34	6	91	65	26	50	41	9
Kirovohradska	56	37	19	24	17	7	70	49	21	32	27	5
Luhanska	6	2	4	0	0	0	2	2	0	0	0	0
Lvivska	147	119	28	73	66	7	155	117	38	60	50	10
Mykolaiivska	31	26	5	13	11	2	37	26	11	15	9	6
Odesska	130	97	33	55	43	12	127	94	33	56	41	15
Poltavska	79	61	18	39	30	9	66	48	18	57	43	14
Rivnenska	82	68	14	42	33	9	54	46	8	49	42	7
Sumska	80	70	10	38	32	6	60	46	14	34	30	4
Ternopil'ska	53	48	5	46	37	9	41	32	9	41	38	3
Kharkivska	74	60	14	14	12	2	69	38	31	17	14	3
Khersonska	31	22	9	28	26	2	34	21	13	11	10	1
Khmeln'ytska	97	73	24	44	39	5	76	60	16	76	64	12
Cherkaska	73	58	15	45	39	6	76	56	20	47	35	12
Chernivetska	28	21	7	15	12	3	40	33	7	14	11	3
Chernihiv'ska	86	69	17	48	40	8	75	60	15	58	48	10
Kyiv city	103	67	36	39	27	12	107	63	44	36	24	12
Sevastopol city												

Table 4 - On-line rates, 2023	New cases by stage*, %					Lived less than 1 year since the diagnosis in 2022, %	of which: diagnosed post- mortem	Received anti-cancer treatment, %	Micro- scopically verified, %	During the preven- tive exami- nation, %	Patients are to be under the follow-up		
	I	II	III	IV	Not determined						♂	♀	♂
Ukraine	8.8	20.0	26.6	36.2	7.9	30.7	11	77.7	93.9	6.6	11559	7407	4152
AR Krym													
Vinnnytska	10.5	22.4	26.3	40.8	-	35.6	-	75.0	93.5	15.8	523	356	167
Volynska	5.3	38.6	38.6	10.5	5.3	32.6	-	70.2	98.5	-	296	199	97
Dnipropetrovska	8.2	27.9	31.1	27.9	3.3	38.8	5	65.6	92.6	3.3	741	458	283
Donetska	-	36.4	63.6	-	-	16.7	-	90.9	36.4	-			
Zhytomyrska	12.0	27.7	43.4	13.3	3.6	31.4	-	83.1	100.0	4.8	384	272	112
Zakarpatska	4.5	17.9	28.4	46.3	3.0	42.0	1	80.6	93.6	1.5	338	213	125
Zaporizka	2.7	10.8	29.7	43.2	13.5	22.4	-	83.8	100.0	10.8	471	314	157
Ivano-Frankivska	5.8	8.7	42.0	42.0	1.4	41.9	-	81.2	98.6	-	319	224	95
Kyivska	11.1	18.5	22.2	46.9	1.2	26.7	-	77.8	90.1	8.6	680	450	230
Kirovohradska	18.5	16.9	24.6	38.5	1.5	31.9	1	78.5	92.9	1.5	296	169	127
Luhanska	-	-	-	50.0	50.0	-	-	50.0	50.0	-			
Lvivska	9.5	14.3	16.3	52.4	6.8	25.0	-	83.7	97.4	6.8	816	600	216
Mykolaiivska	8.3	41.7	22.2	13.9	11.1	6.7	-	69.4	83.8	-	464	288	176
Odesska	5.0	19.0	15.7	44.6	14.9	27.6	1	81.0	92.1	0.8	1030	722	308
Poltavska	10.2	3.4	37.3	47.5	1.7	38.4	-	76.3	98.5	8.5	535	301	234
Rivnenska	12.0	20.0	24.0	16.0	28.0	30.3	-	60.0	90.7	2.0	320	216	104
Sumska	5.8	25.0	30.8	19.2	19.2	35.6	-	82.7	95.0	5.8	460	278	182
Ternopil'ska	2.7	13.5	51.4	29.7	2.7	39.6	-	78.4	92.7	13.5	262	185	77
Kharkivska	6.3	18.8	12.5	57.8	4.7	11.8	-	90.6	97.1	3.1	950	562	388
Khersonska	6.7	16.7	33.3	40.0	3.3	13.3	-	80.0	91.2	-	292	162	130
Khmeln'ytska	8.7	47.8	33.3	8.7	1.4	27.5	-	76.8	89.5	17.4	371	235	136
Cherkaska	11.9	7.5	11.9	58.2	10.4	39.4	1	65.7	88.2	1.5	464	305	159
Chernivetska	16.7	11.1	8.3	44.4	19.4	26.9	-	91.7	95.0	2.8	292	191	101
Chernihiv'ska	4.6	16.9	21.5	55.4	1.5	45.0	2	73.8	97.3	7.7	305	201	104
Kyiv city	13.1	14.1	24.2	19.2	27.3	14.8	-	80.8	96.3	27.3	950	506	444
Sevastopol city													

* - Ann-Arbour stage for lymphomas, TNM stage for other cancers

Table 3 - Incidence and mortality, 2022-2023	Adjusted, 2022						On-line, 2023					
	Number of new cancer cases in 2022			Number of deaths from cancer in 2022			Number of new cancer cases registered in 2023			Number of deaths from cancer registered in 2023		
	▼▲	▼	▲	▼▲	▼	▲	▼▲	▼	▲	▼▲	▼	▲
Ukraine	2197	1946	251	1152	1052	100	2039	1762	277	1307	1197	110
AR Krym												
Vinnitska	127	119	8	52	50	2	107	100	7	73	68	5
Volynska	88	84	4	68	68	0	87	77	10	79	75	4
Dnipropetrovska	187	158	29	118	102	16	180	139	41	112	103	9
Donetska	14	11	3	3	2	1	25	23	2	6	4	2
Zhytomyrska	109	101	8	63	59	4	97	83	14	71	66	5
Zakarpatska	97	89	8	69	63	6	112	102	10	82	76	6
Zaporizka	72	63	9	25	21	4	45	35	10	34	29	5
Ivano-Frankivska	116	105	11	77	70	7	99	91	8	85	77	8
Kyivska	114	110	4	42	38	4	82	71	11	55	53	2
Kirovohradska	56	52	4	41	40	1	65	55	10	34	31	3
Luhanska	8	8	0	2	1	1	5	2	3	0	0	0
Lvivska	160	132	28	79	68	11	148	128	20	89	82	7
Mykolaivska	38	34	4	7	7	0	50	36	14	16	14	2
Odesska	130	108	22	47	41	6	97	82	15	64	57	7
Poltavska	71	63	8	62	58	4	101	90	11	62	56	6
Rivnenska	114	103	11	46	44	2	104	95	9	80	73	7
Sumska	86	78	8	44	43	1	85	74	11	59	57	2
Ternopil'ska	60	54	6	36	33	3	44	41	3	36	34	2
Kharkiv'ska	76	65	11	12	10	2	95	85	10	11	9	2
Kherson'ska	43	34	9	19	16	3	15	12	3	8	8	0
Khmelnytska	100	92	8	64	61	3	100	93	7	73	68	5
Cherkaska	70	66	4	48	46	2	75	66	9	59	52	7
Chernivetska	41	34	7	16	14	2	35	31	4	9	9	0
Chernihiv'ska	93	89	4	61	60	1	85	75	10	63	57	6
Kyiv city	127	94	33	51	37	14	101	76	25	47	39	8
Sevastopol city												

Table 4 - On-line rates, 2023	New cases by stage*, %					Lived less than 1 year since the diagnosis in 2022, %	of which: diagnosed post- mortem	Received anti-cancer treatment, %	Micro- scopically verified, %	During the preven- tive exami- nation, %	Patients are to be under the follow-up		
	I	II	III	IV	Not determined						▼▲	▼	▲
Ukraine	1.0	8.2	36.4	44.9	8.2	35.0	12	76.0	94.0	2.4	9647	7505	2142
AR Krym													
Vinnitska	1.1	5.6	42.2	48.9	-	32.5	-	68.9	97.2	7.8	445	380	65
Volynska	4.8	16.7	42.9	33.3	1.2	47.1	3	75.0	96.6	-	261	209	52
Dnipropetrovska	1.2	6.4	28.9	56.6	5.8	36.7	3	61.3	92.2	1.2	754	570	184
Donetska	-	-	29.2	50.0	20.8	8.3	-	87.5	56.0	-			
Zhytomyrska	-	7.5	77.4	12.9	-	41.6	-	80.6	99.0	-	348	281	67
Zakarpatska	-	3.7	25.9	70.4	-	48.4	1	82.4	98.2	-	416	314	102
Zaporizka	-	-	29.3	61.0	9.8	21.7	-	78.0	93.3	7.3	403	302	101
Ivano-Frankivska	1.1	10.8	57.0	30.1	1.1	45.4	-	79.6	97.0	-	342	266	76
Kyivska	1.3	11.5	39.7	44.9	2.6	27.4	-	73.1	86.6	7.7	558	467	91
Kirovohradska	1.7	5.2	36.2	55.2	1.7	41.5	2	84.5	95.4	-	231	169	62
Luhanska	-	-	50.0	50.0	-	12.5	-	100.0	100.0	-			
Lvivska	-	11.1	22.9	48.6	13.9	29.4	-	75.0	94.6	2.1	747	593	154
Mykolaiv'ska	2.1	10.4	64.6	14.6	8.3	17.1	-	68.8	98.0	-	306	227	79
Odesska	1.1	11.8	23.7	43.0	19.4	25.0	1	73.1	88.7	-	801	623	178
Poltavska	1.1	2.1	43.6	52.1	1.1	50.0	1	80.9	99.0	5.3	334	241	93
Rivnenska	1.0	7.8	39.2	19.6	31.4	32.4	-	68.6	92.3	1.0	333	277	56
Sumska	-	12.2	35.4	37.8	14.6	44.3	-	75.6	91.8	3.7	336	266	70
Ternopil'ska	-	2.4	56.1	39.0	2.4	45.6	-	70.7	97.7	7.3	179	128	51
Kharkiv'ska	1.1	4.4	7.8	76.7	10.0	6.7	-	83.3	94.7	-	695	503	192
Kherson'ska	-	-	46.7	53.3	-	30.0	-	86.7	93.3	-	197	147	50
Khmelnytska	-	17.7	57.3	16.7	1.0	44.9	-	82.3	91.0	6.3	346	294	52
Cherkaska	1.5	9.0	10.4	67.2	10.4	42.4	-	71.6	85.3	1.5	326	265	61
Chernivetska	3.0	12.1	33.3	39.4	12.1	22.5	-	97.0	100.0	-	329	244	85
Chernihiv'ska	-	7.9	25.0	64.5	1.3	47.2	1	80.3	100.0	2.6	262	221	41
Kyiv city	3.1	5.2	26.0	40.6	25.0	24.6	-	78.1	95.0	5.2	698	518	180
Sevastopol city													

* - Ann-Arbour stage for lymphomas, TNM stage for other cancers

Table 3 - Incidence and mortality, 2022-2023	Adjusted, 2022						On-line, 2023					
	Number of new cancer cases in 2022			Number of deaths from cancer in 2022			Number of new cancer cases registered in 2023			Number of deaths from cancer registered in 2023		
	♂	♀	♂	♂	♀	♂	♂	♀	♂	♂	♀	♂
Ukraine	1271	1133	138	885	801	84	1310	1164	146	922	829	93
AR Krym												
Vinnitska	64	57	7	43	43	0	75	73	2	45	43	2
Volynska	47	42	5	40	37	3	54	49	5	52	52	0
Dnipropetrovska	102	91	11	87	74	13	107	90	17	86	75	11
Donetska	12	11	1	1	0	1	15	13	2	4	4	0
Zhytomyrska	55	52	3	45	40	5	68	65	3	47	44	3
Zakarpatska	56	49	7	48	42	6	46	41	5	37	31	6
Zaporizka	47	39	8	18	14	4	41	34	7	24	18	6
Ivano-Frankivska	31	28	3	34	32	2	50	46	4	42	38	4
Kyivska	86	76	10	39	35	4	78	69	9	47	39	8
Kirovohradska	49	40	9	30	23	7	34	29	5	36	30	6
Luhanska	6	5	1	0	0	0	2	2	0	1	1	0
Lvivska	104	96	8	67	65	2	101	94	7	83	75	8
Mykolaiivska	16	14	2	13	11	2	23	20	3	9	8	1
Odesska	70	60	10	34	32	2	57	47	10	39	33	6
Poltavska	63	60	3	47	44	3	52	45	7	49	47	2
Rivnenska	50	49	1	49	46	3	54	50	4	38	38	0
Sumska	60	52	8	39	34	5	59	51	8	44	39	5
Ternopil'ska	50	41	9	41	37	4	51	45	6	47	39	8
Kharkivska	21	16	5	11	10	1	56	47	9	4	2	2
Khersonska	26	24	2	13	13	0	15	11	4	7	7	0
Khmelnitska	64	57	7	51	44	7	75	70	5	57	56	1
Cherkaska	54	50	4	44	41	3	48	40	8	37	33	4
Chernivetska	36	34	2	14	13	1	26	24	2	8	8	0
Chernihivska	49	44	5	45	41	4	56	52	4	47	44	3
Kyiv city	53	46	7	32	30	2	67	57	10	32	25	7
Sevastopol city												

Table 4 - On-line rates, 2023	New cases by stage*, %					Lived less than 1 year since the diagnosis in 2022, %	of which: diagnosed post- mortem	Received anti-cancer treatment, %	Micro- scopically verified, %	During the preven- tive exami- nation, %	Patients are to be under the follow-up		
	I	II	III	IV	Not determined						♂	♀	♂
Ukraine	1.3	27.9	35.9	23.4	10.9	55.7	17	58.1	83.8	2.6	3668	3054	614
AR Krym													
Vinnitska	4.8	19.0	44.4	30.2	-	58.3	-	41.3	84.0	4.8	157	139	18
Volynska	-	42.9	26.5	28.6	2.0	64.4	2	44.9	90.7	-	98	80	18
Dnipropetrovska	3.0	36.6	31.7	14.9	12.9	63.6	4	40.6	70.1	1.0	193	165	28
Donetska	20.0	26.7	46.7	6.7	-	-	-	40.0	40.0	-			
Zhytomyrska	-	29.7	42.2	18.8	9.4	52.8	-	60.9	100.0	-	139	126	13
Zakarpatska	-	26.8	41.5	29.3	-	76.5	3	63.4	87.0	-	99	78	21
Zaporizka	-	23.1	20.5	41.0	12.8	33.3	-	53.8	68.3	-	172	135	37
Ivano-Frankivska	-	21.3	48.9	27.7	2.1	70.0	-	57.4	86.0	-	78	60	18
Kyivska	-	20.8	55.6	23.6	-	46.1	-	63.9	85.9	1.4	303	260	43
Kirovohradska	-	36.7	33.3	26.7	3.3	61.7	-	66.7	91.2	-	56	45	11
Luhanska	-	-	100.0	-	-	-	-	100.0	50.0	-			
Lvivska	-	23.6	38.2	24.7	12.4	68.1	-	60.7	79.2	2.2	272	245	27
Mykolaiivska	-	30.4	13.0	8.7	47.8	25.0	-	60.9	91.3	-	146	120	26
Odesska	2.0	29.4	27.5	19.6	19.6	41.5	-	74.5	82.5	-	314	260	54
Poltavska	2.0	50.0	24.0	24.0	-	59.0	1	58.0	94.2	2.0	122	94	28
Rivnenska	-	15.4	32.7	7.7	44.2	59.6	-	46.2	92.6	1.9	114	101	13
Sumska	-	38.6	35.1	21.1	5.3	54.5	-	59.6	88.1	-	159	133	26
Ternopil'ska	4.5	11.4	25.0	59.1	-	70.8	2	54.5	74.5	4.5	93	73	20
Kharkivska	-	6.0	54.0	16.0	22.0	22.2	-	68.0	80.4	-	309	239	70
Khersonska	-	41.7	33.3	25.0	-	26.1	-	50.0	80.0	-	65	47	18
Khmelnitska	-	58.9	28.8	11.0	-	68.9	-	60.3	72.0	4.1	130	109	21
Cherkaska	-	21.1	36.8	39.5	2.6	60.4	4	63.2	87.5	2.6	115	97	18
Chernivetska	-	21.7	17.4	8.7	52.2	30.3	-	87.0	92.3	-	146	125	21
Chernihivska	-	10.0	46.0	40.0	4.0	72.7	1	70.0	91.1	4.0	87	83	4
Kyiv city	3.2	21.0	30.6	14.5	30.6	41.3	-	64.5	92.5	22.6	301	240	61
Sevastopol city													

* - Ann-Arbour stage for lymphomas, TNM stage for other cancers

Table 3 - Incidence and mortality, 2022-2023	Adjusted, 2022						On-line, 2023					
	Number of new cancer cases in 2022			Number of deaths from cancer in 2022			Number of new cancer cases registered in 2023			Number of deaths from cancer registered in 2023		
	▼▲	▼	▲	▼▲	▼	▲	▼▲	▼	▲	▼▲	▼	▲
Ukraine	5401	3329	2072	3396	2152	1244	4855	3021	1834	3292	2062	1230
AR Krym												
Vinnitska	287	188	99	166	103	63	240	163	77	152	108	44
Volynska	178	119	59	127	79	48	178	108	70	152	94	58
Dnipropetrovska	535	317	218	404	257	147	454	260	194	397	220	177
Donetska	41	27	14	21	14	7	35	18	17	23	12	11
Zhytomyrska	220	154	66	144	94	50	178	107	71	123	87	36
Zakarpatska	176	107	69	146	96	50	161	103	58	144	93	51
Zaporizka	171	96	75	105	59	46	101	50	51	61	36	25
Ivano-Frankivska	177	117	60	137	97	40	218	148	70	162	112	50
Kyivska	308	196	112	158	102	56	251	162	89	161	95	66
Kirovohradska	173	110	63	147	88	59	168	95	73	115	70	45
Luhanska	18	10	8	8	5	3	10	6	4	0	0	0
Lvivska	364	238	126	209	134	75	321	214	107	192	131	61
Mykolaivska	91	54	37	37	23	14	106	70	36	37	23	14
Odesska	251	151	100	102	71	31	230	134	96	137	82	55
Poltavska	209	119	90	168	106	62	212	135	77	162	84	78
Rivnenska	206	130	76	129	84	45	134	70	64	109	70	39
Sumska	245	137	108	147	90	57	210	137	73	141	85	56
Ternopil'ska	159	108	51	119	85	34	144	97	47	104	73	31
Kharkivska	183	116	67	55	33	22	182	117	65	50	29	21
Khersonska	89	53	36	61	43	18	73	36	37	32	16	16
Khmelnytska	254	167	87	190	133	57	278	187	91	209	145	64
Cherkaska	265	159	106	197	117	80	234	147	87	223	147	76
Chernivetska	115	72	43	51	35	16	86	60	26	42	30	12
Chernihivska	242	135	107	160	97	63	226	145	81	170	109	61
Kyiv city	444	249	195	208	107	101	425	252	173	194	111	83
Sevastopol city												

Table 4 - On-line rates, 2023	New cases by stage*, %					Lived less than 1 year since the diagnosis in 2022, %	of which: diagnosed post- mortem	Received anti-cancer treatment, %	Micro- scopically verified, %	During the preven- tive exami- nation, %	Patients are to be under the follow-up		
	I	II	III	IV	Not determined						▼▲	▼	▲
Ukraine	6.7	18.0	20.3	44.5	7.4	48.0	71	54.7	83.5	3.3	30363	17037	13326
AR Krym													
Vinnitska	9.2	16.9	21.3	45.9	-	43.7	-	55.1	85.4	8.2	1295	744	551
Volynska	11.6	19.4	13.5	50.3	2.6	52.1	2	54.8	93.3	-	660	398	262
Dnipropetrovska	5.8	30.8	24.8	27.4	8.0	59.3	12	43.9	73.3	0.5	1812	988	824
Donetska	11.4	8.6	20.0	57.1	2.9	23.1	-	48.6	34.3	2.9			
Zhytomyrska	7.1	21.4	19.0	38.1	7.7	46.5	1	60.7	97.8	1.2	957	549	408
Zakarpatska	5.5	8.9	21.9	57.5	2.7	67.5	13	54.1	84.5	-	643	379	264
Zaporizka	4.2	10.5	17.9	61.1	1.1	49.0	1	45.3	80.2	1.1	1034	537	497
Ivano-Frankivska	7.0	21.0	6.5	56.5	5.0	58.5	2	51.5	86.7	-	824	493	331
Kyivska	4.2	13.9	21.1	52.7	5.9	36.6	-	61.2	79.7	0.8	2313	1301	1012
Kirovohradska	8.8	12.2	12.2	62.6	1.4	65.2	10	51.7	81.5	-	623	316	307
Luhanska	-	10.0	30.0	50.0	-	16.7	-	80.0	90.0	-			
Lvivska	6.0	12.4	23.5	44.0	8.4	48.8	1	55.4	81.3	-	1993	1197	796
Mykolaivska	1.9	14.3	13.3	49.5	21.0	20.5	-	42.9	84.9	-	1073	596	477
Odesska	3.4	21.6	8.2	50.5	13.5	32.3	2	66.8	78.7	1.0	2230	1294	936
Poltavska	8.3	20.8	12.5	55.2	1.0	56.4	-	54.7	85.8	0.5	1113	622	491
Rivnenska	6.3	21.9	27.3	32.8	10.9	39.1	-	48.4	83.6	3.9	938	526	412
Sumska	9.6	30.3	23.2	25.8	10.6	47.0	-	54.0	80.5	1.5	1481	794	687
Ternopil'ska	7.7	14.6	16.2	56.9	1.5	60.5	2	53.8	82.6	7.7	672	379	293
Kharkivska	4.3	7.4	21.5	49.1	16.0	19.6	-	62.6	82.4	-	2544	1391	1153
Khersonska	4.5	25.4	19.4	49.3	1.5	43.9	1	68.7	93.2	-	761	377	384
Khmelnytska	7.5	26.2	36.0	28.5	0.7	60.1	-	52.4	77.3	3.7	976	562	414
Cherkaska	7.7	11.9	19.1	42.3	15.5	61.6	19	43.3	86.8	0.5	1240	719	521
Chernivetska	4.8	6.0	17.9	58.3	13.1	39.6	-	79.8	82.6	2.4	945	535	410
Chernihivska	5.6	13.6	19.2	54.5	4.0	54.5	5	54.5	91.2	1.5	969	518	451
Kyiv city	7.5	13.7	25.4	35.5	14.5	33.7	-	59.3	90.8	21.8	3267	1822	1445
Sevastopol city													

* - Ann-Arbour stage for lymphomas, TNM stage for other cancers

Table 3 - Incidence and mortality, 2022-2023	Adjusted, 2022						On-line, 2023					
	Number of new cancer cases in 2022			Number of deaths from cancer in 2022			Number of new cancer cases registered in 2023			Number of deaths from cancer registered in 2023		
	♂	♀	♂	♂	♀	♂	♂	♀	♂	♂	♀	♂
Ukraine	7131	3604	3527	3241	1659	1582	7275	3676	3599	3194	1643	1551
AR Krym												
Vinnnytska	343	189	154	126	73	53	322	173	149	119	65	54
Volynska	211	97	114	122	59	63	220	113	107	124	63	61
Dnipropetrovska	724	345	379	481	240	241	719	346	373	408	213	195
Donetska	60	30	30	33	11	22	67	35	32	18	9	9
Zhytomyrska	204	102	102	93	40	53	226	108	118	100	60	40
Zakarpatska	229	117	112	151	84	67	189	109	80	111	66	45
Zaporizka	306	144	162	124	60	64	255	123	132	77	35	42
Ivano-Frankivska	255	140	115	140	75	65	285	137	148	133	63	70
Kyivska	349	183	166	130	70	60	417	230	187	162	81	81
Kirovohradska	225	104	121	123	60	63	249	127	122	117	57	60
Luhanska	29	15	14	2	2	0	18	6	12	2	1	1
Lvivska	515	267	248	196	114	82	525	290	235	199	106	93
Mykolaiivska	121	61	60	40	20	20	148	70	78	58	25	33
Odesska	430	220	210	170	84	86	452	229	223	176	95	81
Poltavska	327	179	148	152	73	79	317	172	145	175	84	91
Rivnenska	227	110	117	94	50	44	202	98	104	98	48	50
Sumska	222	116	106	112	54	58	261	119	142	112	58	54
Ternopil'ska	213	124	89	121	73	48	229	114	115	128	68	60
Kharkivska	225	121	104	50	30	20	287	118	169	62	28	34
Khersonska	145	61	84	72	33	39	96	43	53	28	13	15
Khmelnyska	293	145	148	169	86	83	300	164	136	170	98	72
Cherkaska	367	179	188	176	84	92	304	169	135	191	88	103
Chernivetska	146	73	73	41	22	19	115	56	59	24	14	10
Chernihivska	256	132	124	100	53	47	276	127	149	136	72	64
Kyiv city	709	350	359	223	109	114	796	400	396	266	133	133
Sevastopol city												

Table 4 - On-line rates, 2023	New cases by stage*, %					Lived less than 1 year since the diagnosis in 2022, %	of which: diagnosed post- mortem	Received anti-cancer treatment, %	Micro- scopically verified, %	During the preven- tive exami- nation, %	Patients are to be under the follow-up		
	I	II	III	IV	Not determined						♂	♀	♂
Ukraine	7.6	31.9	25.2	27.6	6.9	26.3	73	73.6	83.9	5.7	62407	27945	34462
AR Krym													
Vinnnytska	11.8	36.0	24.3	26.8	-	21.0	-	70.2	83.5	5.1	2495	1154	1341
Volynska	6.3	36.1	21.5	29.8	4.7	38.5	6	78.0	87.3	-	1347	595	752
Dnipropetrovska	5.4	35.0	26.6	25.1	7.1	40.9	15	60.8	76.8	0.5	4868	2026	2842
Donetska	18.5	15.4	40.0	26.2	-	16.9	-	76.9	43.3	1.5			
Zhytomyrska	10.7	34.1	25.9	24.4	4.4	24.2	-	85.9	97.3	3.4	1601	720	881
Zakarpatska	3.6	24.1	32.5	38.0	1.8	36.1	17	75.9	88.9	-	1519	738	781
Zaporizka	11.0	27.5	28.4	31.8	0.4	23.6	-	61.9	82.4	3.0	3136	1315	1821
Ivano-Frankivska	9.5	38.0	19.4	28.9	3.0	28.3	2	74.9	88.8	0.4	1917	907	1010
Kyivska	5.8	31.2	30.7	29.9	2.4	19.3	-	78.0	87.3	2.4	3455	1585	1870
Kirovohradska	8.0	34.7	25.4	31.0	0.5	31.6	6	67.1	71.5	0.5	1608	687	921
Luhanska	13.3	13.3	26.7	20.0	26.7	3.7	-	93.3	88.9	-			
Lvivska	9.5	30.9	27.5	23.7	7.4	20.9	-	75.2	86.3	0.6	4359	2096	2263
Mykolaiivska	3.5	31.0	10.6	28.2	26.8	8.4	-	63.4	77.0	0.7	2280	945	1335
Odesska	5.8	33.8	15.8	28.6	15.5	18.2	-	79.9	78.1	1.8	5018	2291	2727
Poltavska	4.2	39.1	23.2	32.0	1.4	26.8	-	75.7	83.3	2.5	2544	1143	1401
Rivnenska	13.8	31.7	27.0	15.9	10.6	25.5	-	66.1	90.1	7.9	1534	716	818
Sumska	10.6	39.4	22.5	20.3	6.8	31.6	-	69.9	80.1	2.1	1956	868	1088
Ternopil'ska	7.7	32.4	23.7	33.8	1.0	37.4	-	73.4	80.3	10.6	1433	692	741
Kharkivska	2.6	11.1	35.1	33.2	17.7	4.9	2	78.2	79.8	0.4	5241	2244	2997
Khersonska	2.4	35.3	14.1	42.4	3.5	25.0	-	68.2	85.4	1.2	1794	771	1023
Khmelnyska	5.0	42.1	29.3	21.4	1.4	36.9	2	72.5	79.3	2.9	1837	845	992
Cherkaska	8.8	30.7	19.9	27.9	10.8	33.9	21	68.1	83.6	1.2	2447	1095	1352
Chernivetska	5.8	19.4	32.0	25.2	17.5	18.4	-	92.2	89.6	-	1415	655	760
Chernihivska	7.5	40.7	24.1	24.1	3.3	30.9	2	85.9	91.7	3.3	1675	743	932
Kyiv city	8.7	25.2	25.6	28.0	11.1	17.5	-	78.4	92.2	35.0	6928	3114	3814
Sevastopol city													

* - Ann-Arbour stage for lymphomas, TNM stage for other cancers

Table 3 - Incidence and mortality, 2022-2023	Adjusted, 2022						On-line, 2023					
	Number of new cancer cases in 2022			Number of deaths from cancer in 2022			Number of new cancer cases registered in 2023			Number of deaths from cancer registered in 2023		
	▼▲	▼	▲	▼▲	▼	▲	▼▲	▼	▲	▼▲	▼	▲
Ukraine	6307	3483	2824	2994	1670	1324	6212	3368	2844	2850	1602	1248
AR Krym												
Vinnitska	323	185	138	125	77	48	319	176	143	136	89	47
Volynska	179	95	84	101	58	43	188	108	80	93	47	46
Dnipropetrovska	652	355	297	396	204	192	614	300	314	394	196	198
Donetska	41	23	18	16	7	9	48	24	24	17	8	9
Zhytomyrska	185	97	88	108	62	46	203	103	100	114	67	47
Zakarpatska	202	123	79	127	85	42	200	114	86	117	68	49
Zaporizka	237	126	111	98	45	53	172	80	92	51	20	31
Ivano-Frankivska	239	152	87	140	79	61	241	143	98	141	87	54
Kyivska	349	183	166	120	53	67	319	177	142	127	79	48
Kirovohradska	241	132	109	111	60	51	269	145	124	106	64	42
Luhanska	31	16	15	3	2	1	14	9	5	1	0	1
Lvivska	428	249	179	173	109	64	418	234	184	144	87	57
Mykolaivska	123	70	53	48	28	20	149	91	58	46	26	20
Odesska	354	190	164	133	72	61	349	178	171	112	64	48
Poltavska	312	179	133	162	91	71	290	167	123	157	97	60
Rivnenska	226	135	91	102	57	45	203	112	91	113	62	51
Sumska	255	131	124	134	75	59	266	137	129	128	73	55
Ternopil'ska	187	106	81	98	55	43	197	104	93	95	48	47
Kharkivska	149	86	63	45	28	17	221	125	96	48	24	24
Khersonska	106	56	50	66	41	25	70	38	32	20	13	7
Khmelnytska	307	161	146	161	91	70	284	162	122	150	90	60
Cherkaska	297	167	130	180	98	82	282	163	119	192	108	84
Chernivetska	125	74	51	59	37	22	103	63	40	19	10	9
Chernihivska	222	116	106	117	74	43	244	135	109	148	80	68
Kyiv city	537	276	261	171	82	89	549	280	269	181	95	86
Sevastopol city												

Table 4 - On-line rates, 2023	New cases by stage*, %					Lived less than 1 year since the diagnosis in 2022, %	of which: diagnosed post- mortem	Received anti-cancer treatment, %	Micro- scopically verified, %	During the preven- tive exami- nation, %	Patients are to be under the follow-up		
	I	II	III	IV	Not determined						▼▲	▼	▲
Ukraine	8.4	32.2	30.1	23.0	5.9	21.8	40	75.4	90.2	9.1	53074	25998	27076
AR Krym													
Vinnitska	8.8	35.3	34.9	20.2	-	16.7	-	80.9	93.7	16.5	2339	1172	1167
Volynska	6.8	51.2	16.0	22.8	3.1	34.9	5	80.9	94.1	0.6	1235	602	633
Dnipropetrovska	8.6	31.4	33.7	21.3	4.3	29.9	4	62.0	83.4	0.7	4508	2171	2337
Donetska	16.7	20.8	43.8	16.7	2.1	7.3	-	68.8	45.8	-			
Zhytomyrska	9.6	36.4	25.7	20.9	7.5	24.3	-	78.6	99.0	4.3	1501	693	808
Zakarpatska	8.2	18.5	45.7	26.6	1.1	31.6	7	75.0	90.0	-	1256	644	612
Zaporizka	5.2	21.4	41.6	29.9	1.9	14.3	-	65.6	90.1	5.8	2445	1151	1294
Ivano-Frankivska	12.1	34.4	19.6	31.7	1.8	29.1	-	74.1	88.8	-	1540	822	718
Kyivska	6.8	29.3	34.7	24.8	3.7	19.7	-	72.1	89.3	2.0	2908	1452	1456
Kirovohradska	7.4	44.0	28.4	20.2	-	26.8	3	84.8	90.3	2.5	1701	815	886
Luhanska	-	30.8	15.4	38.5	15.4	-	-	92.3	85.7	-			
Lvivska	7.7	27.2	32.4	27.0	4.9	14.9	-	80.2	92.8	6.9	3657	1928	1729
Mykolaivska	7.0	20.3	24.5	19.6	28.7	10.7	-	64.3	89.3	-	1759	834	925
Odesska	7.1	37.4	16.1	18.7	20.0	14.4	1	84.8	88.3	2.3	3756	1859	1897
Poltavska	10.3	41.1	22.1	25.9	0.4	21.3	-	74.9	93.8	12.5	2486	1185	1301
Rivnenska	8.9	30.5	33.2	20.0	7.4	23.6	-	63.2	94.1	14.2	1451	732	719
Sumska	8.8	50.0	20.0	14.2	7.1	18.3	-	74.2	91.7	31.7	1890	889	1001
Ternopil'ska	6.9	38.3	24.5	27.1	2.1	32.0	1	78.7	90.9	19.7	1462	724	738
Kharkivska	4.9	11.3	40.9	28.1	13.8	4.4	-	81.3	89.1	1.0	3806	1784	2022
Khersonska	5.0	38.3	33.3	21.7	1.7	15.2	-	70.0	95.7	-	1457	674	783
Khmelnytska	9.0	45.9	27.8	16.5	0.4	23.3	-	76.3	84.2	13.2	1845	897	948
Cherkaska	10.8	25.2	28.4	24.4	9.2	33.0	18	73.6	87.6	0.8	2127	1083	1044
Chernivetska	3.1	9.3	44.3	29.9	13.4	25.7	-	91.8	95.1	-	1173	657	516
Chernihivska	12.0	33.2	27.2	25.3	1.8	28.9	1	82.0	90.6	8.3	1686	797	889
Kyiv city	8.8	24.7	36.6	21.4	7.8	13.6	-	76.3	94.5	34.8	5086	2433	2653
Sevastopol city													

* - Ann-Arbour stage for lymphomas, TNM stage for other cancers

Table 3 - Incidence and mortality, 2022-2023	Adjusted, 2022						On-line, 2023					
	Number of new cancer cases in 2022			Number of deaths from cancer in 2022			Number of new cancer cases registered in 2023			Number of deaths from cancer registered in 2023		
	♂	♀	♂	♂	♀	♂	♂	♀	♂	♂	♀	♂
Ukraine	1224	766	458	824	514	310	1238	761	477	891	574	317
AR Krym												
Vinnnytska	71	39	32	38	21	17	53	30	23	39	21	18
Volynska	40	27	13	35	23	12	34	22	12	29	22	7
Dnipropetrovska	202	133	69	182	119	63	182	115	67	155	101	54
Donetska	12	6	6	2	2	0	7	5	2	6	5	1
Zhytomyrska	25	13	12	22	9	13	24	21	3	23	15	8
Zakarpatska	56	34	22	39	27	12	39	26	13	44	28	16
Zaporizka	49	33	16	30	21	9	38	26	12	19	12	7
Ivano-Frankivska	31	17	14	24	11	13	41	34	7	36	28	8
Kyivska	47	28	19	31	25	6	64	38	26	35	19	16
Kirovohradska	32	19	13	29	18	11	34	17	17	28	17	11
Luhanska	4	3	1	0	0	0	2	1	1	0	0	0
Lvivska	104	72	32	58	38	20	119	70	49	82	54	28
Mykolaiivska	40	26	14	9	6	3	22	16	6	6	5	1
Odesska	67	39	28	27	16	11	88	64	24	54	39	15
Poltavska	57	33	24	34	18	16	62	31	31	41	24	17
Rivnenska	38	21	17	28	16	12	22	15	7	21	12	9
Sumska	34	19	15	16	7	9	32	12	20	13	7	6
Ternopil'ska	45	28	17	41	23	18	45	26	19	39	24	15
Kharkivska	12	9	3	7	3	4	31	16	15	7	5	2
Khersonska	12	5	7	8	4	4	10	6	4	6	3	3
Khmeln'ytska	54	41	13	43	30	13	64	34	30	55	33	22
Cherkaska	52	32	20	52	29	23	55	34	21	50	34	16
Chernivetska	30	20	10	13	11	2	21	14	7	7	6	1
Chernihivska	37	27	10	23	17	6	36	26	10	46	34	12
Kyiv city	73	42	31	33	20	13	113	62	51	50	26	24
Sevastopol city												

Table 4 - On-line rates, 2023	New cases by stage*, %					Lived less than 1 year since the diagnosis in 2022, %	of which: diagnosed post- mortem	Received anti-cancer treatment, %	Micro- scopically verified, %	During the preven- tive exami- nation, %	Patients are to be under the follow-up		
	I	II	III	IV	Not determined						♂	♀	♂
Ukraine	2.1	7.8	29.4	37.8	21.4	62.3	82	24.0	54.4	0.5	3281	1777	1504
AR Krym													
Vinnnytska	2.0	26.5	22.4	46.9	-	54.5	1	14.3	43.4	-	128	65	63
Volynska	-	8.0	52.0	32.0	8.0	67.6	2	48.0	55.9	-	68	31	37
Dnipropetrovska	1.9	5.2	58.1	19.4	14.8	83.5	30	18.7	57.7	-	256	155	101
Donetska	28.6	14.3	28.6	14.3	14.3	-	-	28.6	42.9	-			
Zhytomyrska	-	18.2	27.3	40.9	9.1	79.2	-	18.2	79.2	-	56	38	18
Zakarpatska	-	6.5	22.6	61.3	6.5	83.6	9	32.3	61.5	-	60	31	29
Zaporizka	2.8	2.8	22.2	55.6	13.9	59.6	2	13.9	47.4	2.8	129	74	55
Ivano-Frankivska	-	9.1	27.3	60.6	3.0	66.7	4	39.4	73.2	-	58	33	25
Kyivska	-	8.6	34.5	43.1	13.8	59.6	-	20.7	64.1	-	163	83	80
Kirovohradska	-	20.0	26.7	33.3	20.0	96.6	12	26.7	58.8	6.7	42	13	29
Luhanska	-	-	-	-	100.0	-	-	-	50.0	-			
Lvivska	3.6	5.4	21.6	30.6	37.8	49.0	1	12.6	37.8	0.9	316	178	138
Mykolaiivska	-	9.1	13.6	72.7	4.5	7.9	-	22.7	54.5	-	175	101	74
Odesska	3.7	8.5	17.1	43.9	23.2	42.6	3	31.7	50.0	2.4	368	216	152
Poltavska	1.7	10.0	31.7	51.7	1.7	63.5	1	30.0	61.3	-	121	57	64
Rivnenska	-	-	35.0	25.0	40.0	57.9	-	45.0	45.5	-	81	46	35
Sumska	3.7	29.6	25.9	11.1	29.6	42.4	-	33.3	50.0	-	131	63	68
Ternopil'ska	2.6	-	28.9	65.8	-	73.3	1	21.1	40.0	-	100	51	49
Kharkivska	14.3	7.1	10.7	42.9	21.4	8.3	-	57.1	64.5	-	311	151	160
Khersonska	-	-	30.0	40.0	30.0	41.7	2	-	40.0	-	46	29	17
Khmeln'ytska	-	6.6	41.0	41.0	9.8	70.8	1	18.0	26.6	-	88	47	41
Cherkaska	3.4	-	13.8	62.1	20.7	87.8	7	20.7	58.2	-	73	37	36
Chernivetska	-	-	31.6	52.6	10.5	48.3	-	63.2	42.9	-	100	58	42
Chernihivska	-	-	6.7	83.3	10.0	88.9	6	6.7	38.9	-	41	17	24
Kyiv city	1.0	5.9	16.8	-	75.2	35.8	-	22.8	80.5	-	370	203	167
Sevastopol city													

* - Ann-Arbour stage for lymphomas, TNM stage for other cancers

Table 3 - Incidence and mortality, 2022-2023	Adjusted, 2022						On-line, 2023					
	Number of new cancer cases in 2022			Number of deaths from cancer in 2022			Number of new cancer cases registered in 2023			Number of deaths from cancer registered in 2023		
	▼▲	▼	▲	▼▲	▼	▲	▼▲	▼	▲	▼▲	▼	▲
Ukraine	692	263	429	460	165	295	650	255	395	412	159	253
AR Krym												
Vinnitska	49	18	31	27	11	16	28	8	20	22	11	11
Volynska	12	3	9	16	5	11	14	5	9	14	3	11
Dnipropetrovska	47	17	30	44	14	30	49	22	27	43	13	30
Donetska	4	2	2	1	1	0	3	0	3	2	0	2
Zhytomyrska	25	7	18	19	7	12	20	9	11	14	5	9
Zakarpatska	35	14	21	26	3	23	19	11	8	20	12	8
Zaporizka	22	9	13	13	3	10	17	8	9	8	6	2
Ivano-Frankivska	49	20	29	32	14	18	38	16	22	33	10	23
Kyivska	26	11	15	14	3	11	31	19	12	19	13	6
Kirovohradska	14	10	4	7	6	1	20	7	13	17	9	8
Luhanska	1	0	1	0	0	0	5	3	2	0	0	0
Lvivska	79	28	51	55	23	32	72	22	50	40	10	30
Mykolaivska	5	3	2	2	2	0	8	1	7	3	1	2
Odesska	33	14	19	18	6	12	26	12	14	13	2	11
Poltavska	28	8	20	21	5	16	20	6	14	17	6	11
Rivnenska	28	11	17	16	6	10	19	2	17	10	3	7
Sumska	25	5	20	19	5	14	19	8	11	7	3	4
Ternopil'ska	25	15	10	16	7	9	33	9	24	13	6	7
Kharkivska	20	6	14	8	6	2	23	9	14	5	2	3
Khersonska	10	2	8	7	3	4	5	3	2	2	1	1
Khmelnitska	24	13	11	22	8	14	32	12	20	20	10	10
Cherkaska	29	14	15	21	9	12	39	11	28	39	15	24
Chernivetska	15	4	11	2	0	2	14	10	4	6	1	5
Chernihivska	24	8	16	22	7	15	30	13	17	20	9	11
Kyiv city	63	21	42	32	11	21	66	29	37	25	8	17
Sevastopol city												

Table 4 - On-line rates, 2023	New cases by stage*, %					Lived less than 1 year since the diagnosis in 2022, %	of which: diagnosed post- mortem	Received anti-cancer treatment, %	Micro- scopically verified, %	During the preven- tive exami- nation, %	Patients are to be under the follow-up		
	I	II	III	IV	Not determined						▼▲	▼	▲
Ukraine	14.9	24.0	9.1	31.8	18.8	53.5	15	40.6	56.0	2.9	3054	1242	1812
AR Krym													
Vinnitska	3.8	19.2	7.7	65.4	-	60.0	-	34.6	42.9	-	125	54	71
Volynska	33.3	16.7	-	50.0	-	63.6	-	66.7	71.4	-	77	31	46
Dnipropetrovska	10.6	36.2	14.9	19.1	17.0	72.1	2	36.2	51.0	-	168	71	97
Donetska	-	33.3	-	-	66.7	25.0	-	33.3	66.7	-			
Zhytomyrska	16.7	33.3	11.1	38.9	-	52.6	-	50.0	55.0	-	95	38	57
Zakarpatska	6.3	37.5	12.5	43.8	-	68.6	5	31.3	42.1	-	94	41	53
Zaporizka	26.7	26.7	-	40.0	-	40.9	-	26.7	52.9	-	98	37	61
Ivano-Frankivska	2.8	30.6	13.9	41.7	11.1	60.9	1	19.4	34.2	-	114	56	58
Kyivska	11.1	18.5	14.8	40.7	7.4	50.0	-	40.7	58.1	3.7	156	66	90
Kirovohradska	23.5	11.8	23.5	35.3	5.9	53.8	-	35.3	60.0	-	59	19	40
Luhanska	-	40.0	-	40.0	20.0	-	-	20.0	60.0	-			
Lvivska	16.9	15.4	7.7	40.0	18.5	54.7	1	38.5	61.1	1.5	319	134	185
Mykolaivska	12.5	12.5	12.5	37.5	25.0	20.0	-	75.0	62.5	-	106	27	79
Odesska	19.0	4.8	-	14.3	61.9	51.7	1	42.9	57.7	14.3	224	96	128
Poltavska	30.0	45.0	5.0	5.0	15.0	42.3	-	45.0	55.0	5.0	100	33	67
Rivnenska	33.3	16.7	5.6	16.7	27.8	44.4	-	44.4	52.6	11.1	106	35	71
Sumska	27.8	27.8	11.1	27.8	5.6	42.1	-	27.8	47.4	-	103	40	63
Ternopil'ska	33.3	23.3	3.3	36.7	3.3	48.0	1	26.7	39.4	6.7	94	37	57
Kharkivska	9.5	14.3	14.3	47.6	14.3	16.7	-	57.1	73.9	-	290	119	171
Khersonska	-	40.0	-	60.0	-	44.4	2	40.0	40.0	-	72	33	39
Khmelnitska	6.9	41.4	17.2	24.1	6.9	62.5	-	41.4	46.9	6.9	76	30	46
Cherkaska	2.9	14.3	5.7	51.4	25.7	92.0	1	20.0	41.0	-	80	32	48
Chernivetska	15.4	15.4	23.1	15.4	30.8	33.3	-	76.9	71.4	-	74	38	36
Chernihivska	17.9	28.6	3.6	35.7	10.7	60.9	1	50.0	63.3	7.1	65	27	38
Kyiv city	12.1	22.4	5.2	-	60.3	39.7	-	60.3	83.3	5.2	359	148	211
Sevastopol city													

* - Ann-Arbour stage for lymphomas, TNM stage for other cancers

Table 3 - Incidence and mortality, 2022-2023	Adjusted, 2022						On-line, 2023					
	Number of new cancer cases in 2022			Number of deaths from cancer in 2022			Number of new cancer cases registered in 2023			Number of deaths from cancer registered in 2023		
	♂	♀	♂+♀	♂	♀	♂+♀	♂	♀	♂+♀	♂	♀	♂+♀
Ukraine	3592	1863	1729	2451	1338	1113	3395	1792	1603	2505	1328	1177
AR Krym												
Vinnitska	159	82	77	118	69	49	173	102	71	109	62	47
Volynska	102	61	41	78	47	31	102	53	49	84	40	44
Dnipropetrovska	407	215	192	336	179	157	335	177	158	333	176	157
Donetska	23	12	11	11	3	8	17	8	9	9	3	6
Zhytomyrska	98	57	41	62	35	27	78	34	44	62	30	32
Zakarpatska	143	78	65	105	50	55	122	65	57	108	63	45
Zaporizka	132	60	72	82	38	44	90	35	55	54	22	32
Ivano-Frankivska	151	89	62	116	78	38	167	95	72	129	78	51
Kyivska	165	81	84	104	59	45	169	85	84	109	51	58
Kirovohradska	129	66	63	100	52	48	144	70	74	126	67	59
Luhanska	14	9	5	5	4	1	4	2	2	0	0	0
Lvivska	272	147	125	172	97	75	302	166	136	201	120	81
Mykolaiivska	83	39	44	27	15	12	72	35	37	38	17	21
Odesska	182	98	84	93	49	44	154	85	69	108	54	54
Poltavska	158	77	81	126	67	59	174	99	75	130	70	60
Rivnenska	115	61	54	82	49	33	103	64	39	88	52	36
Sumska	118	64	54	83	42	41	86	39	47	70	42	28
Ternopil'ska	123	58	65	99	52	47	121	68	53	117	63	54
Kharkivska	90	45	45	39	18	21	119	53	66	29	10	19
Khersonska	65	40	25	41	24	17	40	19	21	23	12	11
Khmelnitska	169	80	89	136	79	57	176	97	79	138	69	69
Cherkaska	174	93	81	138	84	54	167	96	71	156	93	63
Chernivetska	80	45	35	38	18	20	40	25	15	16	12	4
Chernihivska	119	57	62	104	56	48	113	58	55	100	46	54
Kyiv city	321	149	172	156	74	82	327	162	165	168	76	92
Sevastopol city												

Table 4 - On-line rates, 2023	New cases by stage*, %					Lived less than 1 year since the diagnosis in 2022, %	of which: diagnosed post- mortem	Received anti-cancer treatment, %	Micro- scopically verified, %	During the preven- tive exami- nation, %	Patients are to be under the follow-up		
	I	II	III	IV	Not determined						♂	♀	♂+♀
Ukraine	6.7	18.2	14.1	42.4	16.9	60.2	93	36.0	45.5	1.1	9282	4618	4664
AR Krym													
Vinnitska	7.5	15.0	12.9	59.2	-	57.1	-	36.1	50.3	8.2	334	166	168
Volynska	8.5	16.0	14.9	53.2	7.4	67.8	4	35.1	28.4	-	198	105	93
Dnipropetrovska	6.3	24.0	23.0	33.9	9.9	73.8	14	24.7	36.1	0.3	586	298	288
Donetska	11.8	41.2	5.9	17.6	17.6	30.4	-	23.5	23.5	-			
Zhytomyrska	5.5	16.4	9.6	57.5	11.0	47.8	-	37.0	60.3	-	192	92	100
Zakarpatska	3.9	27.2	8.7	52.4	7.8	75.0	14	27.2	49.2	-	215	114	101
Zaporizka	1.3	13.9	8.9	63.3	11.4	54.0	3	26.6	36.7	2.5	350	161	189
Ivano-Frankivska	2.6	21.2	15.4	54.5	4.5	69.4	2	33.3	39.5	-	288	142	146
Kyivska	6.0	28.2	16.8	40.3	6.0	52.6	-	47.7	61.5	1.3	591	297	294
Kirovohradska	18.2	22.3	10.7	47.9	0.8	76.5	12	47.9	39.6	-	174	84	90
Luhanska	-	25.0	50.0	-	25.0	38.5	1	75.0	75.0	-			
Lvivska	7.6	14.1	13.4	39.4	22.7	57.7	-	24.2	35.1	0.7	876	439	437
Mykolaiivska	5.8	7.2	13.0	50.7	23.2	22.9	-	31.9	62.5	-	450	218	232
Odesska	8.9	15.1	8.9	47.3	19.9	48.8	4	54.1	46.1	-	778	408	370
Poltavska	7.6	19.0	9.5	52.5	8.9	70.5	1	38.6	39.7	1.9	373	176	197
Rivnenska	10.3	13.4	11.3	28.9	33.0	57.1	-	29.9	35.0	1.0	247	126	121
Sumska	17.1	20.7	8.5	34.1	18.3	63.3	-	34.1	43.0	-	318	146	172
Ternopil'ska	11.4	10.5	16.2	59.0	1.0	75.2	2	25.7	33.1	4.8	216	123	93
Kharkivska	6.5	14.8	6.5	52.8	18.5	25.3	-	48.1	45.4	-	824	398	426
Khersonska	5.7	22.9	22.9	45.7	2.9	40.0	1	28.6	25.0	-	155	75	80
Khmelnitska	3.1	28.1	31.3	33.1	3.8	74.4	2	36.3	35.2	0.6	294	156	138
Cherkaska	4.1	10.7	7.4	59.5	16.5	77.6	24	39.7	62.3	-	236	113	123
Chernivetska	5.1	7.7	28.2	33.3	25.6	41.3	-	61.5	35.0	-	283	155	128
Chernihivska	5.7	14.2	7.5	67.0	3.8	66.4	7	30.2	55.8	1.9	184	84	100
Kyiv city	2.1	15.5	12.4	-	69.0	43.4	2	45.2	67.9	0.7	1120	542	578
Sevastopol city													

* - Ann-Arbour stage for lymphomas, TNM stage for other cancers

Table 3 - Incidence and mortality, 2022-2023	Adjusted, 2022						On-line, 2023					
	Number of new cancer cases in 2022			Number of deaths from cancer in 2022			Number of new cancer cases registered in 2023			Number of deaths from cancer registered in 2023		
	♂	♀	♂	♂	♀	♂	♂	♀	♂	♂	♀	♂
Ukraine	1422	1347	75	707	685	22	1400	1324	76	668	636	32
AR Krym												
Vinnyska	83	83	0	28	28	0	65	62	3	24	23	1
Volynska	46	46	0	30	30	0	52	50	2	26	26	0
Dnipropetrovska	145	136	9	83	78	5	130	121	9	106	98	8
Donetska	13	11	2	5	5	0	21	19	2	4	4	0
Zhytomyrska	65	60	5	29	28	1	52	51	1	31	29	2
Zakarpatska	37	35	2	38	36	2	36	36	0	19	19	0
Zaporizka	48	44	4	25	24	1	28	26	2	16	16	0
Ivano-Frankivska	55	51	4	33	32	1	56	56	0	25	25	0
Kyivska	66	61	5	34	31	3	68	65	3	39	38	1
Kirovohradska	60	57	3	33	32	1	64	57	7	18	16	2
Luhanska	7	7	0	2	2	0	0	0	0	0	0	0
Lvivska	110	109	1	58	58	0	126	122	4	39	39	0
Mykolaivska	22	19	3	10	9	1	60	56	4	26	24	2
Odessa	86	76	10	38	37	1	121	116	5	38	35	3
Poltavska	66	65	1	35	35	0	60	52	8	32	30	2
Rivnenska	50	48	2	21	21	0	44	42	2	28	28	0
Sumska	65	60	5	26	25	1	67	63	4	23	23	0
Ternopil'ska	55	53	2	24	24	0	56	54	2	33	32	1
Kharkivska	64	60	4	14	14	0	65	61	4	13	11	2
Khersonska	20	19	1	12	11	1	11	11	0	10	9	1
Khmelnyska	55	52	3	26	26	0	56	53	3	24	24	0
Cherkaska	55	53	2	36	35	1	45	43	2	37	36	1
Chernivetska	44	41	3	14	14	0	35	35	0	8	7	1
Chernihivska	55	53	2	28	27	1	41	38	3	34	33	1
Kyiv city	50	48	2	25	23	2	41	35	6	15	11	4
Sevastopol city												

Table 4 - On-line rates, 2023	New cases by stage*, %					Lived less than 1 year since the diagnosis in 2022, %	of which: diagnosed post- mortem	Received anti-cancer treatment, %	Micro- scopically verified, %	During the preven- tive exami- nation, %	Patients are to be under the follow-up		
	I	II	III	IV	Not determined						♂	♀	♂
Ukraine	9.5	25.0	38.3	20.4	6.3	20.0	13	78.3	93.1	4.7	14392	13275	1117
AR Krym													
Vinnyska	5.4	30.4	41.1	23.2	-	15.4	-	76.8	92.3	14.3	596	558	38
Volynska	2.0	46.9	44.9	6.1	-	31.1	2	77.6	96.2	-	372	353	19
Dnipropetrovska	4.8	26.6	41.1	23.4	3.2	30.0	2	66.9	90.8	1.6	1155	1053	102
Donetska	-	9.5	52.4	28.6	9.5	-	-	95.2	61.9	-			
Zhytomyrska	2.1	20.8	56.3	16.7	2.1	27.1	-	85.4	100.0	-	447	413	34
Zakarpatska	5.7	45.7	37.1	11.4	-	34.3	3	80.0	91.7	-	364	329	35
Zaporizka	12.0	8.0	52.0	16.0	12.0	11.1	-	84.0	96.4	12.0	636	599	37
Ivano-Frankivska	14.3	30.4	46.4	8.9	-	19.6	-	76.8	96.4	-	506	472	34
Kyivska	6.3	26.6	42.2	21.9	3.1	19.7	-	81.3	89.7	9.4	759	698	61
Kirovohradska	28.8	27.1	20.3	23.7	-	25.0	5	79.7	100.0	-	394	360	34
Luhanska	-	-	-	-	-	-	-	-	-	-			
Lvivska	14.5	15.4	33.3	27.4	9.4	17.6	-	79.5	93.7	-	1380	1305	75
Mykolaivska	3.4	33.9	49.2	5.1	8.5	-	-	59.3	98.3	-	635	586	49
Odessa	9.6	25.4	28.9	21.1	14.0	21.3	1	86.8	95.9	1.8	1155	1051	104
Poltavska	7.4	13.0	48.1	27.8	3.7	10.8	-	79.6	96.7	3.7	580	533	47
Rivnenska	13.2	23.7	26.3	7.9	28.9	20.4	-	73.7	77.3	13.2	356	331	25
Sumska	15.6	31.3	37.5	9.4	6.3	16.4	-	73.4	89.6	6.3	508	471	37
Ternopil'ska	3.8	30.8	50.0	13.5	1.9	22.0	-	82.7	98.2	21.2	458	429	29
Kharkivska	12.9	14.5	24.2	46.8	1.6	6.3	-	87.1	93.8	-	1139	1011	128
Khersonska	12.5	12.5	25.0	50.0	-	15.8	-	100.0	100.0	-	342	314	28
Khmelnyska	7.5	39.6	41.5	7.5	-	24.5	-	86.8	92.9	3.8	491	459	32
Cherkaska	9.5	14.3	19.0	38.1	16.7	23.5	-	57.1	75.6	2.4	514	480	34
Chernivetska	8.8	11.8	44.1	26.5	8.8	11.4	-	100.0	100.0	-	469	431	38
Chernihivska	13.2	18.4	50.0	18.4	-	27.5	-	76.3	95.1	13.2	351	320	31
Kyiv city	10.5	18.4	23.7	21.1	26.3	17.4	-	71.1	95.1	28.9	785	719	66
Sevastopol city													

* - Ann-Arbour stage for lymphomas, TNM stage for other cancers

Table 3 - Incidence and mortality, 2022-2023	Adjusted, 2022						On-line, 2023					
	Number of new cancer cases in 2022			Number of deaths from cancer in 2022			Number of new cancer cases registered in 2023			Number of deaths from cancer registered in 2023		
	♂	♀	♂+♀	♂	♀	♂+♀	♂	♀	♂+♀	♂	♀	♂+♀
Ukraine	9164	7293	1871	6172	5062	1110	9042	7105	1937	6217	5069	1148
AR Krym												
Vinnitska	484	388	96	281	228	53	469	382	87	275	227	48
Volynska	227	190	37	177	156	21	222	195	27	210	177	33
Dnipropetrovska	1061	841	220	896	716	180	1106	851	255	869	682	187
Donetska	61	44	17	31	24	7	100	83	17	39	32	7
Zhytomyrska	283	241	42	179	152	27	248	200	48	184	164	20
Zakarpatska	353	282	71	299	254	45	310	264	46	282	240	42
Zaporizka	371	306	65	206	170	36	257	199	58	133	106	27
Ivano-Frankivska	397	338	59	306	272	34	390	329	61	307	269	38
Kyivska	445	348	97	247	201	46	378	296	82	252	210	42
Kirovohradska	358	280	78	286	235	51	431	313	118	296	240	56
Luhanska	32	23	9	9	6	3	13	7	6	0	0	0
Lvivska	588	514	74	396	352	44	555	464	91	360	305	55
Mykolaiivska	186	156	30	66	52	14	216	183	33	109	86	23
Odessa	533	387	146	290	226	64	623	459	164	324	250	74
Poltavska	445	366	79	314	266	48	444	347	97	338	276	62
Rivnenska	254	207	47	172	148	24	173	139	34	185	149	36
Sumska	326	246	80	211	176	35	331	258	73	248	205	43
Ternopil'ska	359	297	62	258	216	42	345	289	56	329	283	46
Kharkivska	227	171	56	68	43	25	373	277	96	80	63	17
Khersonska	222	179	43	149	123	26	107	73	34	65	45	20
Khmelnytska	422	339	83	330	269	61	441	339	102	332	270	62
Cherkaska	420	323	97	382	303	79	460	363	97	373	290	83
Chernivetska	203	167	36	106	90	16	141	115	26	70	60	10
Chernihivska	318	252	66	213	172	41	320	263	57	271	226	45
Kyiv city	589	408	181	300	212	88	589	417	172	286	214	72
Sevastopol city												

Table 4 - On-line rates, 2023	New cases by stage*, %					Lived less than 1 year since the diagnosis in 2022, %	of which: diagnosed post- mortem	Received anti-cancer treatment, %	Micro- scopically verified, %	During the preven- tive exami- nation, %	Patients are to be under the follow-up		
	I	II	III	IV	Not determined						♂	♀	♂+♀
Ukraine	6.8	7.7	30.3	43.8	8.6	53.3	188	50.8	66.1	4.7	36547	26295	10252
AR Krym													
Vinnitska	9.6	9.1	28.1	50.1	-	47.0	1	54.7	75.5	4.3	1498	1085	413
Volynska	4.5	9.1	23.2	55.6	6.1	68.1	6	46.5	50.0	-	543	419	124
Dnipropetrovska	8.1	12.0	31.4	34.4	7.9	65.2	44	44.2	63.1	3.3	2601	1855	746
Donetska	11.2	13.3	40.8	32.7	-	23.3	-	52.0	23.0	1.0			
Zhytomyrska	6.6	6.6	34.2	46.5	2.2	51.7	1	53.1	86.3	3.5	936	699	237
Zakarpatska	5.2	7.8	26.5	56.7	2.2	70.5	27	46.6	71.9	0.4	844	649	195
Zaporizka	10.0	6.1	25.2	54.8	1.7	40.8	4	43.9	47.5	4.8	2186	1610	576
Ivano-Frankivska	4.6	4.1	38.0	48.4	2.7	65.4	6	54.4	64.1	0.3	895	690	205
Kyivska	4.9	12.6	29.7	43.1	6.9	45.6	-	51.7	62.4	5.7	2207	1619	588
Kirovohradska	13.8	8.8	30.4	45.3	0.8	62.0	29	45.0	60.1	9.4	851	584	267
Luhanska	-	-	41.7	50.0	8.3	21.9	-	75.0	84.6	-			
Lvivska	4.6	6.7	32.9	46.8	6.9	51.8	2	48.4	63.6	7.9	2337	1845	492
Mykolaiivska	3.4	5.8	20.7	43.3	26.4	21.2	-	49.0	80.1	1.0	1806	1350	456
Odessa	5.6	5.6	26.0	45.5	15.9	37.5	4	58.2	72.2	1.1	3778	2691	1087
Poltavska	6.8	7.3	24.1	55.7	4.9	54.4	2	47.4	61.3	4.1	1416	1008	408
Rivnenska	6.1	3.0	26.1	47.9	13.9	49.2	-	35.8	53.8	1.2	730	530	200
Sumska	19.0	9.2	27.5	27.5	15.0	53.5	-	51.6	75.5	23.5	1482	988	494
Ternopil'ska	5.4	4.1	36.9	52.1	0.3	68.0	3	46.4	55.9	11.0	1012	751	261
Kharkivska	3.5	3.8	26.3	42.7	21.1	17.2	-	63.7	71.6	2.6	3665	2516	1149
Khersonska	4.3	3.2	33.0	58.5	1.1	38.9	5	50.0	63.6	2.1	889	612	277
Khmelnytska	4.1	18.1	53.5	19.3	1.7	65.1	-	49.2	54.2	11.6	1100	777	323
Cherkaska	5.8	3.7	21.5	52.1	15.2	72.9	46	43.7	65.4	1.8	1145	799	346
Chernivetska	2.3	6.2	33.3	53.5	3.9	47.1	1	70.5	71.6	-	1028	778	250
Chernihivska	7.3	3.5	36.6	46.3	3.5	62.9	6	60.3	77.2	4.9	843	597	246
Kyiv city	5.2	5.0	23.5	35.0	26.7	38.9	1	58.7	80.1	0.4	2755	1843	912
Sevastopol city													

* - Ann-Arbour stage for lymphomas, TNM stage for other cancers

Table 3 - Incidence and mortality, 2022-2023	Adjusted, 2022						On-line, 2023					
	Number of new cancer cases in 2022			Number of deaths from cancer in 2022			Number of new cancer cases registered in 2023			Number of deaths from cancer registered in 2023		
	♂	♀	♂	♂	♀	♂	♂	♀	♂	♂	♀	♂
Ukraine	229	121	108	127	69	58	180	112	68	98	55	43
AR Krym												
Vinnyska	8	3	5	5	0	5	6	3	3	4	3	1
Volynska	7	4	3	5	5	0	5	2	3	1	1	0
Dnipropetrovska	18	14	4	13	9	4	12	6	6	11	7	4
Donetska	5	2	3	1	0	1	4	4	0	1	0	1
Zhytomyrska	4	2	2	4	2	2	5	4	1	4	2	2
Zakarpatska	8	5	3	7	6	1	2	0	2	2	2	0
Zaporizka	11	4	7	2	1	1	8	5	3	3	2	1
Ivano-Frankivska	12	7	5	4	2	2	7	4	3	7	3	4
Kyivska	10	7	3	4	3	1	14	9	5	6	3	3
Kirovohradska	8	4	4	2	1	1	7	7	0	5	2	3
Luhanska	0	0	0	0	0	0	1	1	0	0	0	0
Lvivska	17	5	12	3	0	3	16	12	4	7	3	4
Mykolaivska	4	4	0	1	1	0	4	3	1	1	1	0
Odeska	15	8	7	7	5	2	13	8	5	5	3	2
Poltavska	4	3	1	6	1	5	6	3	3	3	1	2
Rivnenska	8	5	3	5	3	2	6	4	2	4	3	1
Sumska	10	7	3	5	5	0	11	4	7	2	1	1
Ternopil'ska	5	2	3	6	3	3	5	3	2	6	2	4
Kharkivska	6	1	5	0	0	0	8	4	4	2	1	1
Khersonska	2	1	1	1	1	0	2	2	0	0	0	0
Khmelnytska	16	8	8	13	7	6	10	4	6	9	5	4
Cherkaska	11	5	6	11	4	7	7	5	2	7	5	2
Chernivetska	8	4	4	6	3	3	1	1	0	0	0	0
Chernihivska	7	5	2	6	4	2	3	1	2	6	5	1
Kyiv city	25	11	14	10	3	7	17	13	4	2	0	2
Sevastopol city												

Table 4 - On-line rates, 2023	New cases by stage*, %					Lived less than 1 year since the diagnosis in 2022, %	of which: diagnosed post- mortem	Received anti-cancer treatment, %	Micro- scopically verified, %	During the preven- tive exami- nation, %	Patients are to be under the follow-up		
	I	II	III	IV	Not determined						♂	♀	♂
Ukraine	18.6	6.6	4.8	3.0	18.6	27.7	5	67.1	81.7	5.4	4145	2067	2078
AR Krym													
Vinnyska	-	25.0	25.0	-	-	12.5	-	75.0	100.0	25.0	155	79	76
Volynska	50.0	-	-	-	-	42.9	-	100.0	100.0	-	112	51	61
Dnipropetrovska	-	-	-	-	41.7	35.3	-	66.7	66.7	-	224	112	112
Donetska	-	-	-	-	-	40.0	-	75.0	-	-			
Zhytomyrska	-	20.0	20.0	-	40.0	33.3	-	100.0	100.0	-	118	63	55
Zakarpatska	-	-	-	-	-	25.0	1	50.0	50.0	-	136	59	77
Zaporizka	25.0	12.5	12.5	-	12.5	10.0	-	62.5	100.0	-	183	81	102
Ivano-Frankivska	-	-	14.3	-	57.1	20.0	-	42.9	71.4	-	105	63	42
Kyivska	42.9	7.1	-	14.3	-	22.2	-	78.6	92.9	7.1	296	123	173
Kirovohradska	40.0	-	20.0	-	-	37.5	1	40.0	57.1	-	116	56	60
Luhanska	-	100.0	-	-	-	-	-	100.0	100.0	-			
Lvivska	12.5	-	-	6.3	43.8	-	-	81.3	87.5	-	261	144	117
Mykolaivska	50.0	-	-	-	50.0	-	-	25.0	100.0	-	125	66	59
Odeska	9.1	9.1	-	-	9.1	21.4	-	72.7	84.6	-	313	153	160
Poltavska	83.3	-	-	-	-	33.3	-	66.7	83.3	33.3	170	81	89
Rivnenska	-	-	-	-	33.3	37.5	-	66.7	66.7	-	197	88	109
Sumska	-	11.1	-	-	11.1	30.0	-	33.3	72.7	-	158	82	76
Ternopil'ska	20.0	-	40.0	-	-	60.0	-	60.0	80.0	20.0	125	70	55
Kharkivska	12.5	12.5	-	12.5	37.5	33.3	-	50.0	87.5	-	281	133	148
Khersonska	-	-	-	-	-	-	-	100.0	100.0	-	84	43	41
Khmelnytska	44.4	11.1	-	-	-	42.9	-	66.7	80.0	22.2	192	97	95
Cherkaska	33.3	16.7	-	16.7	-	72.7	3	83.3	71.4	-	140	75	65
Chernivetska	-	-	-	-	-	25.0	-	-	100.0	-	153	87	66
Chernihivska	-	-	-	-	33.3	28.6	-	66.7	33.3	-	110	53	57
Kyiv city	6.7	6.7	6.7	-	13.3	17.4	-	73.3	100.0	13.3	391	208	183
Sevastopol city													

* - Ann-Arbour stage for lymphomas, TNM stage for other cancers

Table 3 - Incidence and mortality, 2022-2023	Adjusted, 2022						On-line, 2023					
	Number of new cancer cases in 2022			Number of deaths from cancer in 2022			Number of new cancer cases registered in 2023			Number of deaths from cancer registered in 2023		
	♂	♀	♂	♂	♀	♂	♂	♀	♂	♂	♀	♂
Ukraine	566	287	279	242	132	110	556	263	293	225	113	112
AR Krym												
Vinnyska	30	13	17	16	9	7	31	15	16	10	3	7
Volynska	18	10	8	7	2	5	14	8	6	9	7	2
Dnipropetrovska	51	23	28	27	16	11	47	21	26	25	14	11
Donetska	6	2	4	4	3	1	7	4	3	4	0	4
Zhytomyrska	33	18	15	12	6	6	37	22	15	9	3	6
Zakarpatska	22	15	7	11	7	4	14	6	8	14	6	8
Zaporizka	15	4	11	6	4	2	11	3	8	5	2	3
Ivano-Frankivska	13	5	8	6	4	2	15	8	7	9	3	6
Kyivska	25	17	8	10	5	5	26	13	13	9	8	1
Kirovohradska	26	16	10	8	5	3	22	8	14	10	3	7
Luhanska	4	3	1	1	1	0	3	1	2	0	0	0
Lvivska	44	22	22	15	7	8	44	15	29	17	7	10
Mykolaiivska	7	5	2	5	2	3	6	3	3	3	1	2
Odessa	34	16	18	16	8	8	26	13	13	5	4	1
Poltavska	33	11	22	17	8	9	24	10	14	19	7	12
Rivnenska	15	11	4	5	4	1	15	4	11	10	6	4
Sumska	24	15	9	10	6	4	23	10	13	10	5	5
Ternopil'ska	10	4	6	7	6	1	18	11	7	6	5	1
Kharkivska	19	11	8	5	4	1	31	16	15	5	4	1
Khersonska	9	6	3	3	1	2	7	3	4	3	2	1
Khmelnyska	23	10	13	12	7	5	28	19	9	13	9	4
Cherkaska	26	11	15	14	4	10	18	11	7	12	3	9
Chernivetska	19	11	8	2	0	2	12	5	7	3	2	1
Chernihivska	10	4	6	9	5	4	21	6	15	4	2	2
Kyiv city	50	24	26	14	8	6	56	28	28	11	7	4
Sevastopol city												

Table 4 - On-line rates, 2023	New cases by stage*, %					Lived less than 1 year since the diagnosis in 2022, %	of which: diagnosed post- mortem	Received anti-cancer treatment, %	Micro- scopically verified, %	During the preven- tive exami- nation, %	Patients are to be under the follow-up		
	I	II	III	IV	Not determined						♂	♀	♂
Ukraine	15.2	4.1	2.9	4.1	24.6	19.6	2	78.1	95.0	9.0	8544	3711	4833
AR Krym													
Vinnyska	11.1	7.4	3.7	3.7	3.7	17.9	-	74.1	87.1	3.7	447	179	268
Volynska	21.4	-	7.1	7.1	14.3	12.5	-	85.7	100.0	-	220	97	123
Dnipropetrovska	8.9	2.2	2.2	4.4	26.7	30.6	-	73.3	95.7	4.4	547	237	310
Donetska	14.3	-	-	-	57.1	16.7	-	71.4	85.7	-			
Zhytomyrska	19.4	-	-	-	33.3	16.7	-	83.3	94.6	8.3	303	144	159
Zakarpatska	9.1	-	-	18.2	45.5	31.6	-	45.5	85.7	-	235	106	129
Zaporizka	40.0	-	-	20.0	10.0	10.0	-	80.0	90.9	-	364	155	209
Ivano-Frankivska	8.3	-	8.3	-	33.3	16.7	-	75.0	86.7	-	256	114	142
Kyivska	16.0	20.0	4.0	4.0	-	19.0	-	92.0	100.0	24.0	432	223	209
Kirovohradska	28.6	-	9.5	4.8	19.0	40.9	1	85.7	86.4	-	276	102	174
Luhanska	-	-	-	-	-	-	-	100.0	100.0	-			
Lvivska	11.6	4.7	9.3	2.3	27.9	21.1	-	76.7	100.0	7.0	461	214	247
Mykolaiivska	-	-	-	-	60.0	-	-	80.0	100.0	-	342	139	203
Odessa	20.8	8.3	-	4.2	16.7	12.9	-	87.5	100.0	-	589	266	323
Poltavska	26.1	4.3	-	-	30.4	26.7	-	73.9	95.8	8.7	403	161	242
Rivnenska	-	-	-	-	42.9	6.7	-	64.3	93.3	-	299	126	173
Sumska	28.6	9.5	4.8	4.8	9.5	21.7	-	66.7	91.3	4.8	301	118	183
Ternopil'ska	18.8	6.3	-	-	18.8	11.1	-	81.3	100.0	25.0	246	97	149
Kharkivska	11.1	3.7	-	-	25.9	-	-	88.9	93.5	-	694	305	389
Khersonska	14.3	-	-	28.6	28.6	14.3	-	57.1	85.7	-	249	92	157
Khmelnyska	11.5	3.8	-	3.8	34.6	25.0	-	61.5	92.9	7.7	312	152	160
Cherkaska	23.5	5.9	5.9	23.5	5.9	29.2	-	76.5	100.0	5.9	298	137	161
Chernivetska	-	10.0	-	-	60.0	10.5	-	90.0	91.7	-	222	106	116
Chernihivska	29.4	5.9	-	5.9	11.8	40.0	1	76.5	95.2	17.6	206	88	118
Kyiv city	5.9	-	3.9	-	33.3	9.1	-	86.3	100.0	35.3	842	353	489
Sevastopol city													

* - Ann-Arbour stage for lymphomas, TNM stage for other cancers

Table 3 - Incidence and mortality, 2022-2023	Adjusted, 2022						On-line, 2023					
	Number of new cancer cases in 2022			Number of deaths from cancer in 2022			Number of new cancer cases registered in 2023			Number of deaths from cancer registered in 2023		
	♂	♀	♂	♂	♀	♂	♂	♀	♂	♂	♀	♂
Ukraine	2403	1110	1293	674	354	320	2648	1168	1480	647	308	339
AR Krym												
Vinnyska	121	59	62	39	21	18	129	62	67	24	12	12
Volynska	65	31	34	18	6	12	96	50	46	25	11	14
Dnipropetrovska	240	119	121	94	45	49	241	93	148	75	33	42
Donetska	16	8	8	2	2	0	18	10	8	8	5	3
Zhytomyrska	107	45	62	23	13	10	119	63	56	27	13	14
Zakarpatska	58	31	27	33	14	19	51	27	24	20	11	9
Zaporizka	74	35	39	25	18	7	87	37	50	18	6	12
Ivano-Frankivska	104	37	67	31	15	16	118	58	60	31	15	16
Kyivska	156	66	90	32	15	17	159	63	96	42	24	18
Kirovohradska	77	31	46	24	11	13	108	46	62	26	10	16
Luhanska	15	8	7	1	1	0	4	1	3	1	1	0
Lvivska	173	85	88	44	27	17	208	100	108	41	21	20
Mykolaivska	22	11	11	14	7	7	39	16	23	17	8	9
Odeska	206	94	112	31	17	14	157	63	94	43	20	23
Poltavska	101	43	58	44	22	22	134	44	90	34	16	18
Rivnenska	74	34	40	19	7	12	81	34	47	23	18	5
Sumska	90	39	51	20	11	9	82	33	49	20	10	10
Ternopilska	73	45	28	22	12	10	69	30	39	17	8	9
Kharkivska	60	28	32	10	6	4	104	43	61	16	7	9
Khersonska	48	17	31	14	8	6	26	12	14	5	3	2
Khmelnyska	94	42	52	27	14	13	113	59	54	31	15	16
Cherkaska	85	37	48	41	28	13	102	44	58	33	8	25
Chernivetska	41	21	20	5	3	2	54	26	28	7	5	2
Chernihivska	77	34	43	19	10	9	75	35	40	18	9	9
Kyiv city	226	110	116	42	21	21	274	119	155	45	19	26
Sevastopol city												

Table 4 - On-line rates, 2023	New cases by stage*, %					Lived less than 1 year since the diagnosis in 2022, %	of which: diagnosed post- mortem	Received anti-cancer treatment, %	Micro- scopically verified, %	During the preven- tive exami- nation, %	Patients are to be under the follow-up		
	I	II	III	IV	Not determined						♂	♀	♂
Ukraine	34.3	41.4	6.9	6.3	10.6	8.9	5	89.4	98.5	25.8	31217	11304	19913
AR Krym													
Vinnyska	44.2	40.4	5.8	9.6	-	11.1	-	93.3	98.4	39.4	1333	458	875
Volynska	38.1	38.1	8.3	11.9	3.6	8.2	-	88.1	100.0	-	670	253	417
Dnipropetrovska	39.6	33.6	4.6	2.8	19.4	14.0	1	88.5	99.6	20.3	2586	888	1698
Donetska	11.1	33.3	5.6	11.1	38.9	18.8	-	66.7	94.4	-			
Zhytomyrska	45.5	43.8	1.8	6.3	2.7	6.3	-	97.3	100.0	12.5	1048	410	638
Zakarpatska	27.1	45.8	2.1	8.3	16.7	25.0	1	91.7	100.0	22.9	634	231	403
Zaporizka	21.5	48.1	6.3	10.1	13.9	7.4	1	63.3	100.0	22.8	1612	526	1086
Ivano-Frankivska	35.5	46.4	6.4	4.5	7.3	8.0	-	94.5	98.3	4.5	934	362	572
Kyivska	37.5	42.1	7.9	8.6	3.9	10.2	-	86.2	97.5	19.7	1856	669	1187
Kirovohradska	33.0	46.0	14.0	7.0	-	11.4	-	92.0	100.0	14.0	794	272	522
Luhanska	50.0	50.0	-	-	-	7.1	-	100.0	100.0	-			
Lvivska	24.2	36.3	16.3	6.8	16.3	6.7	-	90.0	96.6	37.4	2034	793	1241
Mykolaivska	7.9	36.8	-	2.6	36.8	9.5	-	60.5	82.1	-	1052	365	687
Odeska	26.4	45.7	5.0	3.6	16.4	5.1	-	89.3	98.1	2.1	2112	801	1311
Poltavska	34.7	43.8	10.7	8.3	1.7	5.5	-	88.4	99.3	19.0	1411	473	938
Rivnenska	31.9	37.5	2.8	6.9	20.8	4.4	-	80.6	97.5	27.8	793	307	486
Sumska	38.2	43.4	7.9	6.6	3.9	12.2	-	88.2	100.0	22.4	974	336	638
Ternopilska	34.3	46.3	9.0	10.4	-	8.8	-	94.0	100.0	47.8	762	293	469
Kharkivska	26.3	42.1	4.2	5.3	22.1	5.8	-	91.6	98.1	3.2	2308	817	1491
Khersonska	39.1	47.8	4.3	-	8.7	-	-	95.7	100.0	-	996	337	659
Khmelnyska	29.2	61.3	4.7	3.8	0.9	14.0	-	93.4	100.0	48.1	980	389	591
Cherkaska	37.6	38.8	7.1	5.9	10.6	9.6	-	85.9	96.1	9.4	1178	414	764
Chernivetska	24.0	30.0	4.0	6.0	36.0	5.3	-	96.0	94.4	-	487	183	304
Chernihivska	36.4	54.5	7.6	1.5	-	8.6	1	100.0	100.0	42.4	848	271	577
Kyiv city	45.6	31.4	5.4	5.9	11.7	6.0	1	94.1	100.0	77.4	3815	1456	2359
Sevastopol city													

* - Ann-Arbour stage for lymphomas, TNM stage for other cancers

Table 3 - Incidence and mortality, 2022-2023	Adjusted, 2022						On-line, 2023					
	Number of new cancer cases in 2022			Number of deaths from cancer in 2022			Number of new cancer cases registered in 2023			Number of deaths from cancer registered in 2023		
	♂	♀	♂+♀	♂	♀	♂+♀	♂	♀	♂+♀	♂	♀	♂+♀
Ukraine	10643	4645	5998	430	201	229	13267	5644	7623	397	212	185
AR Krym												
Vynnytska	630	278	352	35	13	22	757	350	407	36	18	18
Volynska	332	125	207	7	3	4	435	189	246	7	5	2
Dnipropetrovska	998	388	610	52	29	23	1236	501	735	40	26	14
Donetska	33	9	24	3	2	1	76	31	45	6	2	4
Zhytomyrska	460	194	266	14	7	7	547	232	315	6	3	3
Zakarpatska	279	127	152	7	3	4	305	128	177	19	13	6
Zaporizka	472	190	282	18	8	10	481	185	296	6	3	3
Ivano-Frankivska	495	244	251	21	11	10	640	256	384	19	12	7
Kyivska	491	211	280	23	13	10	599	268	331	21	12	9
Kirovohradska	458	200	258	5	1	4	575	252	323	15	12	3
Luhanska	42	20	22	2	2	0	16	5	11	0	0	0
Lvivska	858	375	483	16	8	8	1159	498	661	27	15	12
Mykolaiivska	80	37	43	85	40	45	204	80	124	65	25	40
Odesska	831	371	460	25	11	14	1019	412	607	24	11	13
Poltavska	435	176	259	14	7	7	569	240	329	16	6	10
Rivnenska	238	115	123	1	1	0	273	116	157	2	0	2
Sumska	430	183	247	7	3	4	498	187	311	6	4	2
Ternopil'ska	294	140	154	10	4	6	327	152	175	8	4	4
Kharkivska	160	82	78	14	6	8	241	111	130	5	4	1
Khersonska	211	91	120	4	1	3	157	85	72	0	0	0
Khmelnyska	509	208	301	13	6	7	652	270	382	18	13	5
Cherkaska	550	251	299	13	6	7	613	291	322	20	9	11
Chernivetska	149	64	85	15	7	8	300	132	168	5	3	2
Chernihivska	390	169	221	10	3	7	513	195	318	10	2	8
Kyiv city	818	397	421	16	6	10	1075	478	597	16	10	6
Sevastopol city												

Table 4 - On-line rates, 2023	New cases by stage*, %					Lived less than 1 year since the diagnosis in 2022, %	of which: diagnosed post- mortem	Received anti-cancer treatment, %	Micro- scopically verified, %	During the preven- tive exami- nation, %	Patients are to be under the follow-up		
	I	II	III	IV	Not determined						♂	♀	♂+♀
Ukraine	68.5	21.9	1.1	0.3	3.2	2.0	0	88.6	96.4	38.1	196440	78018	118422
AR Krym													
Vynnytska	72.1	19.9	1.1	0.3	0.2	2.9	-	83.0	87.2	53.5	8375	3345	5030
Volynska	59.5	34.8	0.8	-	0.5	1.7	-	90.9	100.0	0.3	4462	1716	2746
Dnipropetrovska	72.2	19.9	1.2	0.3	2.4	3.1	-	84.8	99.9	45.9	14079	5533	8546
Donetska	62.2	28.4	2.7	-	2.7	3.0	-	73.0	81.6	10.8			
Zhytomyrska	64.4	21.6	0.6	0.4	3.0	1.7	-	93.1	100.0	8.0	5929	2330	3599
Zakarpatska	49.8	40.5	1.7	-	2.1	3.7	-	81.7	96.7	17.0	4727	2036	2691
Zaporizka	85.5	9.0	0.9	-	0.7	3.2	-	83.7	99.2	51.7	11461	4229	7232
Ivano-Frankivska	72.0	19.0	0.7	0.2	1.3	2.2	-	93.8	98.9	3.5	7294	2978	4316
Kyivska	64.7	26.5	1.3	0.2	1.1	4.3	-	86.3	96.0	34.9	9396	3641	5755
Kirovohradska	75.1	18.4	1.2	0.4	0.8	1.9	-	90.2	96.0	29.5	6140	2413	3727
Luhanska	69.2	15.4	-	-	15.4	-	-	84.6	93.8	-			
Lvivska	69.2	14.0	0.7	0.1	11.2	1.9	-	91.5	98.8	49.7	13673	5583	8090
Mykolaiivska	56.8	10.1	0.5	1.0	28.1	-	-	30.7	58.8	0.5	9137	3465	5672
Odesska	68.0	26.0	1.4	0.3	1.4	0.9	-	94.0	97.3	4.1	13496	5454	8042
Poltavska	50.6	40.2	1.2	1.0	0.8	2.3	-	92.2	99.1	29.9	8729	3479	5250
Rivnenska	53.6	25.8	3.2	-	9.1	1.4	-	68.3	99.3	82.1	3638	1418	2220
Sumska	62.3	27.3	0.5	0.2	2.3	1.3	-	77.0	98.0	90.7	8417	2991	5426
Ternopil'ska	66.7	24.6	1.4	1.1	-	1.5	-	90.2	97.6	44.6	5056	2172	2884
Kharkivska	42.5	40.0	0.5	-	9.5	0.7	-	80.0	95.9	6.0	14556	5906	8650
Khersonska	64.3	27.9	0.8	-	0.8	1.2	-	84.5	99.4	10.1	5831	2217	3614
Khmelnyska	64.8	26.4	1.0	0.3	0.5	2.1	-	90.0	96.5	54.1	6562	2617	3945
Cherkaska	73.5	14.4	1.7	0.2	6.1	1.3	-	95.2	96.6	4.0	8922	3593	5329
Chernivetska	76.2	14.4	2.5	-	1.4	2.3	-	98.6	68.3	0.4	3913	1632	2281
Chernihivska	76.1	21.9	0.7	-	-	2.4	-	98.9	100.0	51.3	5217	1970	3247
Kyiv city	81.3	13.1	0.7	0.1	1.8	0.7	-	98.2	100.0	98.1	17430	7300	10130
Sevastopol city													

* - Ann-Arbour stage for lymphomas, TNM stage for other cancers

Table 3 - Incidence and mortality, 2022-2023	Adjusted, 2022						On-line, 2023					
	Number of new cancer cases in 2022			Number of deaths from cancer in 2022			Number of new cancer cases registered in 2023			Number of deaths from cancer registered in 2023		
	♂	♀	♂	♂	♀	♂	♂	♀	♂	♂	♀	♂
Ukraine	12335	77	12258	3881	35	3846	12683	101	12582	3553	40	3513
AR Krym												
Vinnyska	575	7	568	178	2	176	521	3	518	148	1	147
Volynska	330	2	328	108	0	108	331	4	327	102	0	102
Dnipropetrovska	1339	12	1327	536	3	533	1437	9	1428	466	7	459
Donetska	147	1	146	28	0	28	117	2	115	30	0	30
Zhytomyrska	391	0	391	147	2	145	378	3	375	136	4	132
Zakarpatska	329	7	322	136	2	134	292	5	287	115	6	109
Zaporizka	435	4	431	152	0	152	315	2	313	88	0	88
Ivano-Frankivska	394	1	393	191	3	188	433	3	430	167	1	166
Kyivska	701	3	698	164	1	163	690	6	684	151	1	150
Kirovohradska	348	3	345	146	3	143	383	5	378	152	2	150
Luhanska	50	0	50	3	0	3	35	0	35	3	0	3
Lvivska	906	1	905	258	6	252	971	4	967	233	3	230
Mykolaivska	287	3	284	98	0	98	425	1	424	123	1	122
Odeska	846	5	841	193	0	193	888	10	878	213	2	211
Poltavska	571	5	566	186	2	184	621	3	618	197	1	196
Rivnenska	355	1	354	124	1	123	339	1	338	116	3	113
Sumska	448	1	447	153	1	152	447	3	444	138	1	137
Ternopilska	322	1	321	145	1	144	332	2	330	134	0	134
Kharkivska	423	1	422	63	1	62	546	5	541	67	0	67
Khersonska	216	0	216	77	0	77	131	1	130	28	0	28
Khmelnyska	536	3	533	170	1	169	515	5	510	182	2	180
Cherkaska	517	4	513	191	1	190	494	3	491	166	2	164
Chernivetska	259	4	255	70	4	66	190	3	187	20	1	19
Chernihivska	350	2	348	98	0	98	394	5	389	115	0	115
Kyiv city	1260	6	1254	266	1	265	1458	13	1445	263	2	261
Sevastopol city												

Table 4 - On-line rates, 2023	New cases by stage*, %					Lived less than 1 year since the diagnosis in 2022, %	of which: diagnosed post- mortem	Received anti-cancer treatment, %	Micro- scopically verified, %	During the preven- tive exami- nation, %	Patients are to be under the follow-up		
	I	II	III	IV	Not determined						♂	♀	♂
Ukraine	20.9	47.7	17.2	11.0	3.0	8.2	26	82.8	93.7	28.2	176587	1022	175565
AR Krym													
Vinnyska	29.9	45.4	14.2	10.4	-	7.6	-	86.1	88.5	43.1	7311	40	7271
Volynska	28.8	44.4	9.6	15.2	1.7	7.6	1	87.1	95.5	0.3	3843	14	3829
Dnipropetrovska	19.6	48.0	21.2	9.6	1.6	13.3	8	73.2	95.1	16.1	15643	78	15565
Donetska	19.6	48.2	25.9	6.3	-	4.1	-	77.7	55.6	3.6			
Zhytomyrska	25.2	44.4	14.9	11.7	3.2	4.8	-	85.1	99.7	10.0	5230	22	5208
Zakarpatska	13.5	48.7	22.9	13.8	0.7	11.6	1	84.0	94.2	30.9	3836	26	3810
Zaporizka	18.8	48.1	20.6	11.5	1.0	5.4	1	84.0	95.6	21.3	8320	38	8282
Ivano-Frankivska	23.6	42.5	18.9	13.0	1.5	10.5	1	78.9	93.1	0.7	4725	39	4686
Kyivska	17.6	52.4	20.0	8.9	0.9	8.5	-	83.3	94.3	29.2	9831	59	9772
Kirovohradska	17.1	52.4	17.1	13.2	0.3	14.7	4	66.9	85.4	16.0	4455	26	4429
Luhanska	20.0	25.7	34.3	-	17.1	2.1	-	88.6	97.1	2.9			
Lvivska	22.6	44.0	19.4	7.0	6.5	6.8	-	85.8	93.7	35.6	11116	60	11056
Mykolaivska	21.9	49.8	13.1	8.3	6.7	4.7	-	63.6	81.4	6.0	6625	30	6595
Odeska	17.9	46.0	19.2	11.9	4.8	5.7	1	89.7	91.0	4.9	13251	93	13158
Poltavska	17.5	46.7	20.2	13.3	1.9	9.9	-	81.2	96.6	27.1	7028	43	6985
Rivnenska	16.8	55.2	12.2	14.6	0.6	9.1	-	62.5	98.5	47.0	4172	35	4137
Sumska	19.5	55.6	10.2	5.0	9.5	9.0	-	80.8	90.6	69.6	5905	29	5876
Ternopilska	11.3	50.8	17.6	19.4	-	9.2	-	82.4	94.0	35.1	3939	22	3917
Kharkivska	17.1	36.1	19.2	19.6	7.9	1.0	-	91.0	96.2	1.9	15444	81	15363
Khersonska	16.1	51.7	18.6	11.9	1.7	5.0	-	87.3	98.5	4.2	5279	31	5248
Khmelnyska	13.5	68.0	8.9	8.9	0.2	8.3	-	86.1	94.2	47.5	6044	31	6013
Cherkaska	22.5	43.0	17.2	12.4	4.6	10.6	5	84.1	93.9	3.9	6631	59	6572
Chernivetska	21.3	42.1	19.7	15.2	1.1	8.1	-	93.8	95.3	-	3398	33	3365
Chernihivska	21.3	44.8	23.2	9.6	1.1	6.7	3	95.1	97.7	27.9	4765	19	4746
Kyiv city	29.4	46.2	12.3	8.9	3.1	6.6	1	90.5	97.8	75.2	19796	114	19682
Sevastopol city													

* - Ann-Arbour stage for lymphomas, TNM stage for other cancers

Table 3 - Incidence and mortality, 2022-2023	Adjusted, 2022						On-line, 2023					
	Number of new cancer cases in 2022			Number of deaths from cancer in 2022			Number of new cancer cases registered in 2023			Number of deaths from cancer registered in 2023		
	♂	♀	♂+♀	♂	♀	♂+♀	♂	♀	♂+♀	♂	♀	♂+♀
Ukraine	3004		3004	1106		1106	2962		2962	1075		1075
AR Krym												
Vinnitska	112		112	45		45	121		121	43		43
Volynska	73		73	30		30	98		98	33		33
Dnipropetrovska	304		304	132		132	275		275	119		119
Donetska	33		33	6		6	25		25	7		7
Zhytomyrska	135		135	54		54	132		132	45		45
Zakarpatska	131		131	77		77	141		141	56		56
Zaporizka	89		89	24		24	65		65	17		17
Ivano-Frankivska	122		122	50		50	142		142	49		49
Kyivska	160		160	49		49	167		167	48		48
Kirovohradska	106		106	39		39	98		98	59		59
Luhanska	15		15	2		2	12		12	0		0
Lvivska	224		224	74		74	211		211	70		70
Mykolaiivska	82		82	26		26	81		81	39		39
Odessa	186		186	63		63	187		187	68		68
Poltavska	142		142	59		59	149		149	39		39
Rivnenska	89		89	38		38	97		97	46		46
Sumska	96		96	30		30	108		108	45		45
Ternopil'ska	91		91	30		30	105		105	40		40
Kharkivska	77		77	15		15	110		110	24		24
Khersonska	61		61	27		27	29		29	9		9
Khmelnitska	182		182	69		69	152		152	64		64
Cherkaska	131		131	55		55	113		113	57		57
Chernivetska	82		82	15		15	52		52	9		9
Chernihivska	77		77	42		42	87		87	46		46
Kyiv city	204		204	55		55	205		205	43		43
Sevastopol city												

Table 4 - On-line rates, 2023	New cases by stage*, %					Lived less than 1 year since the diagnosis in 2022, %	of which: diagnosed post- mortem	Received anti-cancer treatment, %	Micro- scopically verified, %	During the preven- tive exami- nation, %	Patients are to be under the follow-up		
	I	II	III	IV	Not determined						♂	♀	♂+♀
Ukraine	31.5	26.0	25.3	10.7	6.0	15.2	12	76.3	96.1	22.8	58419		58419
AR Krym													
Vinnitska	25.2	24.3	32.7	15.9	-	8.3	-	72.9	95.0	29.0	2888		2888
Volynska	33.7	30.4	19.6	16.3	-	13.0	1	78.3	96.9	-	2016		2016
Dnipropetrovska	30.7	26.1	25.0	14.4	1.9	21.5	3	62.1	94.2	15.9	4415		4415
Donetska	20.0	44.0	24.0	12.0	-	15.6	-	80.0	80.0	4.0			
Zhytomyrska	30.2	23.8	28.6	16.7	0.8	18.9	-	88.1	100.0	11.1	2613		2613
Zakarpatska	32.4	16.9	45.6	4.4	-	25.0	-	77.2	97.2	30.9	2021		2021
Zaporizka	31.7	21.7	18.3	8.3	18.3	12.6	1	73.3	96.9	18.3	2019		2019
Ivano-Frankivska	36.2	21.3	29.1	9.9	3.5	13.3	-	77.3	99.3	1.4	1987		1987
Kyivska	42.3	22.1	23.9	9.8	0.6	18.3	-	82.8	98.8	22.7	3376		3376
Kirovohradska	25.6	32.2	35.6	6.7	-	15.7	2	75.6	94.9	16.7	1915		1915
Luhanska	20.0	20.0	40.0	10.0	10.0	6.7	-	90.0	100.0	-			
Lvivska	43.3	23.4	22.9	5.5	4.0	12.0	-	81.1	97.6	25.4	4174		4174
Mykolaiivska	17.7	17.7	26.6	5.1	32.9	4.9	-	55.7	92.6	3.8	1979		1979
Odessa	19.1	25.3	25.3	15.7	14.6	10.3	-	81.5	91.4	6.7	4285		4285
Poltavska	34.5	35.1	23.6	4.1	2.7	10.2	-	78.4	95.3	33.1	2436		2436
Rivnenska	26.1	43.5	17.4	8.7	4.3	13.9	-	72.8	96.9	32.6	1812		1812
Sumska	37.3	32.4	16.7	7.8	5.9	17.4	-	81.4	97.2	54.9	1769		1769
Ternopil'ska	32.0	32.0	24.3	11.7	-	11.8	-	77.7	98.1	37.9	1837		1837
Kharkivska	13.9	16.7	28.7	13.0	26.9	4.0	-	69.4	94.5	6.5	3931		3931
Khersonska	20.7	34.5	20.7	20.7	3.4	10.3	-	69.0	93.1	20.7	1577		1577
Khmelnitska	42.2	38.1	12.9	6.8	-	21.8	-	83.7	94.1	51.0	2101		2101
Cherkaska	29.1	20.9	33.6	10.0	6.4	17.6	3	77.3	92.9	6.4	2520		2520
Chernivetska	25.0	12.5	31.3	20.8	10.4	12.7	-	97.9	98.1	-	1530		1530
Chernihivska	19.8	19.8	36.0	19.8	4.7	30.7	1	79.1	95.4	8.1	1337		1337
Kyiv city	41.0	24.6	12.0	8.2	13.7	10.9	1	69.9	100.0	58.5	3881		3881
Sevastopol city													

* - Ann-Arbour stage for lymphomas, TNM stage for other cancers

Table 3 - Incidence and mortality, 2022-2023	Adjusted, 2022						On-line, 2023					
	Number of new cancer cases in 2022			Number of deaths from cancer in 2022			Number of new cancer cases registered in 2023			Number of deaths from cancer registered in 2023		
	♂	♀	♂	♂	♀	♂	♂	♀	♂	♂	♀	♂
Ukraine	5601		5601	1145		1145	5954		5954	1150		1150
AR Krym												
Vinnyska	272		272	54		54	324		324	45		45
Volynska	159		159	24		24	151		151	36		36
Dnipropetrovska	577		577	130		130	595		595	155		155
Donetska	45		45	10		10	47		47	8		8
Zhytomyrska	216		216	45		45	224		224	32		32
Zakarpatska	150		150	39		39	139		139	45		45
Zaporizka	189		189	41		41	139		139	30		30
Ivano-Frankivska	231		231	57		57	240		240	58		58
Kyivska	338		338	45		45	341		341	47		47
Kirovohradska	177		177	31		31	200		200	32		32
Luhanska	18		18	3		3	13		13	1		1
Lvivska	476		476	91		91	483		483	69		69
Mykolaivska	102		102	33		33	148		148	38		38
Odessa	315		315	63		63	309		309	47		47
Poltavska	261		261	74		74	263		263	67		67
Rivnenska	205		205	38		38	193		193	64		64
Sumska	157		157	45		45	229		229	36		36
Ternopilska	181		181	36		36	192		192	50		50
Kharkivska	154		154	27		27	274		274	19		19
Khersonska	93		93	22		22	63		63	17		17
Khmelnyska	249		249	45		45	284		284	57		57
Cherkaska	240		240	49		49	244		244	65		65
Chernivetska	100		100	20		20	96		96	9		9
Chernihivska	188		188	41		41	210		210	40		40
Kyiv city	508		508	82		82	553		553	83		83
Sevastopol city												

Table 4 - On-line rates, 2023	New cases by stage*, %					Lived less than 1 year since the diagnosis in 2022, %	of which: diagnosed post- mortem	Received anti-cancer treatment, %	Micro- scopically verified, %	During the preven- tive exami- nation, %	Patients are to be under the follow-up		
	I	II	III	IV	Not determined						♂	♀	♂
Ukraine	65.7	9.1	9.2	5.8	5.5	8.1	16	84.6	97.3	22.9	90823		90823
AR Krym													
Vinnyska	68.4	9.2	9.2	6.7	-	4.8	-	88.3	97.8	25.5	4536		4536
Volynska	66.7	11.3	12.1	5.0	-	8.4	-	83.7	99.3	-	2277		2277
Dnipropetrovska	75.5	7.8	8.5	5.1	2.2	9.9	6	76.2	97.0	11.5	6910		6910
Donetska	51.1	23.4	14.9	10.6	-	4.5	-	78.7	78.7	17.0			
Zhytomyrska	65.7	10.5	11.0	4.8	2.4	4.0	-	92.4	100.0	5.7	2921		2921
Zakarpatska	69.3	7.3	8.8	4.4	4.4	13.4	2	81.8	97.1	32.8	1904		1904
Zaporizka	70.8	11.5	7.7	2.3	3.8	4.1	-	84.6	95.7	10.0	4265		4265
Ivano-Frankivska	69.2	5.3	10.6	5.3	3.5	9.8	1	91.6	98.8	-	2868		2868
Kyivska	69.7	8.3	10.5	4.5	0.6	6.7	-	87.6	97.4	35.7	5399		5399
Kirovohradska	64.1	20.7	7.1	3.3	-	8.5	3	90.8	96.5	10.9	2998		2998
Luhanska	41.7	8.3	8.3	-	8.3	5.6	-	91.7	92.3	-			
Lvivska	67.8	6.7	12.2	5.8	2.7	7.4	-	91.8	99.2	20.0	5820		5820
Mykolaivska	37.9	18.6	12.4	4.8	26.2	5.1	-	78.6	96.6	-	2728		2728
Odessa	53.1	18.7	6.1	5.4	13.3	4.5	1	86.1	93.5	3.7	5483		5483
Poltavska	71.1	6.5	9.3	7.7	1.6	8.3	-	80.9	96.6	10.2	3886		3886
Rivnenska	64.5	9.1	6.5	8.6	5.4	6.7	-	78.0	96.4	28.0	2461		2461
Sumska	71.4	10.5	7.6	2.9	1.4	10.8	-	89.0	97.8	79.5	2966		2966
Ternopilska	62.8	11.5	9.8	8.7	0.5	13.3	-	89.1	97.4	35.5	3034		3034
Kharkivska	51.2	3.1	4.3	8.6	27.7	3.4	-	71.1	96.7	2.3	7605		7605
Khersonska	62.3	3.8	9.4	22.6	-	14.0	1	62.3	93.7	9.4	2308		2308
Khmelnyska	63.1	16.3	10.6	3.0	-	11.0	-	89.0	97.5	28.1	3278		3278
Cherkaska	67.7	5.8	9.3	7.1	5.3	11.3	-	88.5	96.3	2.7	3331		3331
Chernivetska	71.1	-	11.1	4.4	11.1	4.4	-	91.1	97.9	-	2029		2029
Chernihivska	66.0	6.3	8.4	12.0	5.8	11.1	2	90.6	99.0	18.3	2700		2700
Kyiv city	66.3	3.6	8.5	3.6	10.5	7.6	-	80.0	99.1	77.8	9116		9116
Sevastopol city													

* - Ann-Arbour stage for lymphomas, TNM stage for other cancers

Table 3 - Incidence and mortality, 2022-2023	Adjusted, 2022						On-line, 2023					
	Number of new cancer cases in 2022			Number of deaths from cancer in 2022			Number of new cancer cases registered in 2023			Number of deaths from cancer registered in 2023		
	♂	♀	♂+♀	♂	♀	♂+♀	♂	♀	♂+♀	♂	♀	♂+♀
Ukraine	2806		2806	1235		1235	2742		2742	1211		1211
AR Krym												
Vinnitska	129		129	64		64	120		120	47		47
Volynska	78		78	49		49	99		99	40		40
Dnipropetrovska	307		307	174		174	279		279	139		139
Donetska	38		38	2		2	29		29	14		14
Zhytomyrska	103		103	32		32	110		110	58		58
Zakarpatska	85		85	57		57	81		81	36		36
Zaporizka	87		87	27		27	62		62	22		22
Ivano-Frankivska	93		93	57		57	99		99	65		65
Kyivska	143		143	57		57	147		147	44		44
Kirovohradska	91		91	43		43	78		78	40		40
Luhanska	15		15	4		4	12		12	0		0
Lvivska	234		234	87		87	232		232	94		94
Mykolaiivska	58		58	16		16	65		65	28		28
Odesska	174		174	58		58	158		158	63		63
Poltavska	127		127	57		57	130		130	73		73
Rivnenska	93		93	60		60	64		64	46		46
Sumska	94		94	40		40	122		122	49		49
Ternopil'ska	89		89	48		48	80		80	46		46
Kharkivska	86		86	16		16	92		92	18		18
Khersonska	60		60	20		20	31		31	14		14
Khmelnitska	114		114	70		70	117		117	68		68
Cherkaska	122		122	49		49	132		132	66		66
Chernivetska	60		60	28		28	65		65	19		19
Chernihivska	90		90	56		56	85		85	54		54
Kyiv city	236		236	64		64	253		253	68		68
Sevastopol city												

Table 4 - On-line rates, 2023	New cases by stage*, %					Lived less than 1 year since the diagnosis in 2022, %	of which: diagnosed post- mortem	Received anti-cancer treatment, %	Micro- scopically verified, %	During the preven- tive exami- nation, %	Patients are to be under the follow-up		
	I	II	III	IV	Not determined						♂	♀	♂+♀
Ukraine	24.6	8.1	41.1	18.0	6.4	19.8	19	82.3	89.8	11.1	32865		32865
AR Krym													
Vinnitska	27.0	10.8	38.7	20.7	-	13.8	-	78.4	90.0	9.0	1471		1471
Volynska	30.4	17.4	44.6	5.4	1.1	23.6	1	89.1	96.0	-	908		908
Dnipropetrovska	19.9	8.8	41.8	20.3	5.0	30.4	2	80.5	88.5	6.9	2383		2383
Donetska	10.3	10.3	58.6	10.3	10.3	2.7	-	82.8	69.0	6.9			
Zhytomyrska	18.1	14.3	29.5	34.3	2.9	15.2	-	82.9	99.1	2.9	1018		1018
Zakarpatska	18.6	2.9	47.1	27.1	2.9	28.0	1	80.0	85.2	7.1	768		768
Zaporizka	27.8	9.3	42.6	20.4	-	11.1	-	75.9	69.4	1.9	1474		1474
Ivano-Frankivska	14.6	12.4	42.7	24.7	4.5	30.5	1	82.0	91.9	-	901		901
Kyivska	34.3	7.3	32.8	18.2	5.8	21.3	-	83.2	92.5	15.3	2084		2084
Kirovohradska	34.8	5.8	44.9	14.5	-	17.2	2	89.9	85.9	4.3	955		955
Luhanska	8.3	16.7	41.7	25.0	8.3	6.7	-	83.3	83.3	-			
Lvivska	29.4	6.4	45.0	11.5	6.0	16.1	-	83.0	90.5	6.4	2398		2398
Mykolaiivska	21.9	9.4	35.9	23.4	9.4	7.0	-	75.0	89.2	-	1040		1040
Odesska	18.9	4.2	43.4	17.5	14.0	12.8	2	82.5	88.6	0.7	2322		2322
Poltavska	30.6	6.6	35.5	26.4	0.8	19.1	-	77.7	86.9	11.6	1329		1329
Rivnenska	30.0	6.7	30.0	16.7	11.7	17.4	-	85.0	84.4	33.3	963		963
Sumska	23.3	12.9	44.8	15.5	1.7	12.8	-	86.2	91.8	22.4	1193		1193
Ternopil'ska	14.7	5.3	52.0	22.7	4.0	23.8	2	80.0	90.0	21.3	958		958
Kharkivska	34.5	4.6	32.2	12.6	13.8	12.5	-	82.8	93.5	-	2709		2709
Khersonska	21.4	7.1	32.1	39.3	-	19.3	1	78.6	80.6	17.9	809		809
Khmelnitska	15.0	11.5	47.8	11.5	9.7	25.0	-	84.1	88.0	22.1	1106		1106
Cherkaska	27.9	5.7	44.3	13.9	7.4	27.3	4	82.0	90.9	3.3	1394		1394
Chernivetska	19.3	7.0	43.9	17.5	12.3	25.0	-	86.0	81.5	1.8	678		678
Chernihivska	25.3	1.3	30.4	34.2	6.3	26.5	3	81.0	94.1	10.1	921		921
Kyiv city	28.0	6.2	43.1	7.1	14.2	16.8	-	84.0	95.3	37.3	3083		3083
Sevastopol city													

* - Ann-Arbour stage for lymphomas, TNM stage for other cancers

Table 3 - Incidence and mortality, 2022-2023	Adjusted, 2022						On-line, 2023					
	Number of new cancer cases in 2022			Number of deaths from cancer in 2022			Number of new cancer cases registered in 2023			Number of deaths from cancer registered in 2023		
	♂	♀	♂	♂	♀	♂	♂	♀	♂	♂	♀	♂
Ukraine	6806	6806		2553	2553		7544	7544		2501	2501	
AR Krym												
Vinnyska	324	324		137	137		335	335		99	99	
Volynska	201	201		88	88		191	191		72	72	
Dnipropetrovska	667	667		344	344		642	642		288	288	
Donetska	32	32		7	7		29	29		10	10	
Zhytomyrska	265	265		74	74		350	350		106	106	
Zakarpatska	184	184		100	100		180	180		104	104	
Zaporizka	209	209		92	92		237	237		68	68	
Ivano-Frankivska	286	286		121	121		334	334		120	120	
Kyivska	282	282		97	97		291	291		103	103	
Kirovohradska	221	221		96	96		276	276		125	125	
Luhanska	15	15		9	9		9	9		1	1	
Lvivska	590	590		203	203		678	678		167	167	
Mykolaivska	155	155		46	46		197	197		69	69	
Odessa	512	512		115	115		497	497		126	126	
Poltavska	285	285		124	124		372	372		118	118	
Rivnenska	189	189		77	77		195	195		86	86	
Sumska	297	297		94	94		324	324		95	95	
Ternopilska	195	195		81	81		230	230		104	104	
Kharkivska	192	192		50	50		274	274		35	35	
Khersonska	125	125		46	46		103	103		29	29	
Khmelnyska	272	272		143	143		312	312		133	133	
Cherkaska	321	321		123	123		367	367		158	158	
Chernivetska	118	118		45	45		81	81		16	16	
Chernihivska	192	192		81	81		243	243		105	105	
Kyiv city	677	677		160	160		797	797		164	164	
Sevastopol city												

Table 4 - On-line rates, 2023	New cases by stage*, %					Lived less than 1 year since the diagnosis in 2022, %	of which: diagnosed post- mortem	Received anti-cancer treatment, %	Micro- scopically verified, %	During the preven- tive exami- nation, %	Patients are to be under the follow-up		
	I	II	III	IV	Not determined						♂	♀	♂
Ukraine	0.2	36.5	19.5	37.2	6.5	12.1	16	75.7	91.1	8.5	55343	55343	
AR Krym													
Vinnyska	2.0	30.8	24.1	43.1	-	13.3	-	81.7	92.8	15.6	2213	2213	
Volynska	-	31.3	26.3	41.3	1.1	18.7	2	92.7	89.0	-	1253	1253	
Dnipropetrovska	-	47.3	12.6	36.4	3.6	17.5	5	68.3	91.4	1.5	4089	4089	
Donetska	-	17.2	27.6	41.4	13.8	9.4	-	82.8	89.7	-			
Zhytomyrska	-	41.2	13.0	43.5	2.3	11.2	-	61.4	97.7	1.6	1464	1464	
Zakarpatska	-	27.4	7.9	57.9	5.5	21.5	2	61.0	90.6	-	1022	1022	
Zaporizka	1.0	29.9	17.2	51.0	0.5	10.4	-	62.3	88.2	5.4	2475	2475	
Ivano-Frankivska	0.3	36.7	23.3	38.4	1.0	15.0	-	92.5	95.8	-	1917	1917	
Kyivska	-	40.2	15.0	41.0	3.8	14.0	-	61.3	82.1	4.9	2284	2284	
Kirovohradska	-	44.3	18.7	37.0	-	21.4	2	79.3	92.0	0.4	1425	1425	
Luhanska	-	22.2	11.1	44.4	11.1	7.7	-	88.9	100.0	-			
Lvivska	0.2	34.9	28.4	27.5	9.0	8.3	-	85.3	96.0	10.0	4451	4451	
Mykolaivska	-	25.1	22.0	24.6	28.3	2.6	-	22.5	91.9	-	2122	2122	
Odessa	-	25.7	19.8	32.1	22.2	5.5	2	79.6	92.6	0.4	4752	4752	
Poltavska	-	23.1	30.9	43.9	2.0	11.9	1	76.9	90.1	2.0	1898	1898	
Rivnenska	-	33.5	9.5	49.7	6.1	13.3	-	48.0	85.6	2.8	1058	1058	
Sumska	-	61.3	4.8	25.0	8.9	9.4	-	68.2	90.4	5.8	1590	1590	
Ternopilska	-	20.3	33.6	43.8	2.3	18.5	-	91.2	82.6	12.0	1425	1425	
Kharkivska	-	19.5	15.5	56.6	8.4	3.4	-	76.9	93.1	2.8	4770	4770	
Khersonska	-	50.5	18.6	28.9	2.1	7.3	-	91.8	99.0	5.2	2237	2237	
Khmelnyska	0.4	56.0	26.8	16.5	0.4	13.4	-	74.6	82.7	7.0	1539	1539	
Cherkaska	-	30.1	20.7	40.1	8.8	12.5	-	78.1	82.3	0.3	2150	2150	
Chernivetska	-	26.7	9.3	58.7	5.3	10.0	-	88.0	88.9	-	1143	1143	
Chernihivska	-	47.0	15.2	35.0	2.8	16.9	2	89.9	89.3	16.1	1153	1153	
Kyiv city	0.1	40.4	18.0	32.3	8.7	9.3	-	84.2	95.0	43.2	6913	6913	
Sevastopol city													

* - Ann-Arbour stage for lymphomas, TNM stage for other cancers

Table 3 - Incidence and mortality, 2022-2023	Adjusted, 2022						On-line, 2023					
	Number of new cancer cases in 2022			Number of deaths from cancer in 2022			Number of new cancer cases registered in 2023			Number of deaths from cancer registered in 2023		
	♂	♀	♂+♀	♂	♀	♂+♀	♂	♀	♂+♀	♂	♀	♂+♀
Ukraine	3544	2126	1418	1238	819	419	4043	2438	1605	1199	787	412
AR Krym												
Vynnytska	196	118	78	63	43	20	229	135	94	59	42	17
Volynska	149	98	51	56	39	17	156	85	71	48	33	15
Dnipropetrovska	344	208	136	146	94	52	396	247	149	137	102	35
Donetska	23	14	9	8	5	3	23	12	11	11	7	4
Zhytomyrska	131	71	60	35	22	13	142	83	59	47	28	19
Zakarpatska	94	60	34	48	27	21	103	72	31	36	24	12
Zaporizka	112	70	42	46	34	12	107	55	52	36	20	16
Ivano-Frankivska	137	84	53	42	32	10	155	94	61	62	39	23
Kyivska	161	84	77	50	34	16	209	115	94	57	37	20
Kirovohradska	112	66	46	63	41	22	134	92	42	53	37	16
Luhanska	14	10	4	3	2	1	11	9	2	1	1	0
Lvivska	313	206	107	84	56	28	322	200	122	79	58	21
Mykolaiivska	39	24	15	19	11	8	74	43	31	23	15	8
Odesska	189	105	84	48	37	11	225	129	96	47	27	20
Poltavska	177	109	68	71	50	21	211	128	83	82	52	30
Rivnenska	156	98	58	57	33	24	152	80	72	42	28	14
Sumska	162	84	78	41	26	15	160	97	63	39	20	19
Ternopil'ska	134	73	61	51	33	18	130	82	48	44	26	18
Kharkivska	110	68	42	27	16	11	146	90	56	20	14	6
Khersonska	58	32	26	20	10	10	37	18	19	9	4	5
Khmeln'ytska	152	98	54	62	43	19	175	102	73	74	48	26
Cherkaska	161	95	66	55	38	17	212	140	72	63	45	18
Chernivetska	68	47	21	17	12	5	48	27	21	10	8	2
Chernihiv'ska	118	70	48	54	37	17	167	89	78	54	26	28
Kyiv city	234	134	100	72	44	28	319	214	105	66	46	20
Sevastopol city												

Table 4 - On-line rates, 2023	New cases by stage*, %					Lived less than 1 year since the diagnosis in 2022, %	of which: diagnosed post- mortem	Received anti-cancer treatment, %	Micro- scopically verified, %	During the preven- tive exami- nation, %	Patients are to be under the follow-up		
	I	II	III	IV	Not determined						♂	♀	♂+♀
Ukraine	40.9	15.3	14.8	23.6	4.7	20.3	33	76.1	75.8	11.5	44416	23195	21221
AR Krym													
Vynnytska	50.3	12.8	15.0	20.9	-	17.2	1	77.0	71.2	7.5	2068	1054	1014
Volynska	36.8	16.2	7.4	34.6	3.7	23.9	2	86.0	71.8	0.7	1372	681	691
Dnipropetrovska	37.3	16.2	16.0	25.8	4.5	28.3	8	75.1	80.1	1.7	3317	1666	1651
Donetska	40.9	4.5	27.3	27.3	-	22.7	-	50.0	52.2	4.5			
Zhytomyrska	63.2	10.5	8.3	15.8	2.3	13.9	-	89.5	92.3	3.0	1502	762	740
Zakarpatska	35.1	7.4	20.2	31.9	2.1	28.4	6	68.1	75.7	-	951	506	445
Zaporizka	43.3	14.4	10.3	28.9	2.1	21.8	-	63.9	65.4	3.1	1986	1020	966
Ivano-Frankivska	45.2	16.3	12.6	23.7	1.5	20.5	-	75.6	78.1	0.7	1457	774	683
Kyivska	33.7	14.6	26.4	19.7	4.5	17.0	-	73.0	80.9	7.9	2309	1155	1154
Kirovohradska	30.5	24.6	13.6	31.4	-	32.7	5	64.4	54.5	1.7	1064	497	567
Luhanska	40.0	10.0	10.0	30.0	10.0	7.1	-	70.0	72.7	10.0			
Lvivska	51.8	12.6	10.0	19.9	4.7	12.1	-	84.7	87.0	20.6	3366	1860	1506
Mykolaiivska	27.8	23.6	12.5	25.0	11.1	23.1	-	37.5	68.9	-	1491	735	756
Odesska	39.1	15.0	13.5	22.7	9.7	15.9	1	80.7	78.2	2.4	3007	1619	1388
Poltavska	49.7	12.4	11.4	23.8	1.6	24.7	1	69.9	59.7	8.3	1914	1009	905
Rivnenska	43.0	14.1	15.6	20.0	7.4	15.1	-	74.1	76.3	36.3	1595	847	748
Sumska	41.1	24.1	15.6	13.5	5.0	18.7	-	77.3	75.0	4.3	1753	906	847
Ternopil'ska	35.9	17.1	12.8	32.5	0.9	21.1	-	87.2	66.2	17.1	1201	610	591
Kharkivska	15.2	8.8	20.8	42.4	12.0	5.1	-	69.6	78.1	1.6	3358	1792	1566
Khersonska	26.5	26.5	5.9	41.2	-	16.7	1	73.5	70.3	2.9	1178	576	602
Khmeln'ytska	24.7	29.6	30.9	14.2	0.6	27.7	2	74.7	69.7	8.0	1551	790	761
Cherkaska	44.2	11.0	11.6	22.1	10.5	25.7	5	82.3	80.7	0.6	1611	866	745
Chernivetska	22.0	14.6	19.5	34.1	4.9	12.3	-	85.4	56.3	-	788	462	326
Chernihiv'ska	41.5	12.0	16.9	28.2	0.7	29.1	1	71.1	68.9	9.9	1357	701	656
Kyiv city	48.9	14.1	12.0	14.1	10.2	18.2	-	80.6	87.5	63.4	4220	2307	1913
Sevastopol city													

* - Ann-Arbour stage for lymphomas, TNM stage for other cancers

Table 3 - Incidence and mortality, 2022-2023	Adjusted, 2022						On-line, 2023					
	Number of new cancer cases in 2022			Number of deaths from cancer in 2022			Number of new cancer cases registered in 2023			Number of deaths from cancer registered in 2023		
	♂	♀	♂	♂	♀	♂	♂	♀	♂	♂	♀	♂
Ukraine	3438	2824	614	1126	953	173	3611	2944	667	1184	1000	184
AR Krym												
Vinnyska	188	162	26	47	39	8	166	136	30	63	54	9
Volynska	102	88	14	31	30	1	101	82	19	40	33	7
Dnipropetrovska	322	253	69	132	108	24	354	280	74	119	100	19
Donetska	18	13	5	7	5	2	20	16	4	14	7	7
Zhytomyrska	135	115	20	41	35	6	175	150	25	47	41	6
Zakarpatska	69	56	13	47	36	11	84	75	9	49	45	4
Zaporizka	119	90	29	44	33	11	114	93	21	36	27	9
Ivano-Frankivska	158	134	24	50	42	8	137	117	20	81	65	16
Kyivska	144	115	29	50	44	6	194	157	37	59	46	13
Kirovohradska	141	121	20	52	43	9	158	132	26	46	40	6
Luhanska	10	7	3	6	6	0	14	9	5	0	0	0
Lvivska	324	261	63	70	59	11	330	258	72	68	61	7
Mykolaivska	39	34	5	15	12	3	91	76	15	23	19	4
Odesska	254	193	61	53	43	10	250	190	60	64	56	8
Poltavska	190	154	36	61	49	12	170	134	36	74	59	15
Rivnenska	83	72	11	36	31	5	80	66	14	50	44	6
Sumska	137	120	17	44	41	3	140	120	20	52	46	6
Ternopilska	120	104	16	48	40	8	128	108	20	49	48	1
Kharkivska	90	76	14	19	18	1	122	103	19	15	13	2
Khersonska	67	54	13	11	11	0	48	45	3	9	8	1
Khmelnyska	126	118	8	62	57	5	156	130	26	54	50	4
Cherkaska	188	153	35	76	68	8	154	127	27	56	48	8
Chernivetska	65	62	3	22	21	1	50	45	5	7	7	0
Chernihivska	110	92	18	46	43	3	125	105	20	35	29	6
Kyiv city	239	177	62	56	39	17	250	190	60	74	54	20
Sevastopol city												

Table 4 - On-line rates, 2023	New cases by stage*, %					Lived less than 1 year since the diagnosis in 2022, %	of which: diagnosed post- mortem	Received anti-cancer treatment, %	Micro- scopically verified, %	During the preven- tive exami- nation, %	Patients are to be under the follow-up		
	I	II	III	IV	Not determined						♂	♀	♂
Ukraine	45.1	27.3	10.0	10.9	6.4	17.6	18	82.3	88.5	8.9	37212	29443	7769
AR Krym													
Vinnyska	55.7	30.0	5.7	8.6	-	19.3	-	77.9	79.5	12.1	1638	1310	328
Volynska	22.9	46.9	11.5	14.6	3.1	16.7	-	88.5	92.1	-	817	645	172
Dnipropetrovska	45.7	27.2	11.5	10.2	5.1	19.6	3	81.2	87.9	0.6	2734	2179	555
Donetska	25.0	30.0	20.0	15.0	10.0	11.1	-	85.0	40.0	-			
Zhytomyrska	55.2	22.1	9.7	10.4	2.6	15.7	-	86.4	97.7	1.9	1035	825	210
Zakarpatska	22.4	34.2	11.8	23.7	5.3	24.6	3	72.4	86.9	-	618	509	109
Zaporizka	52.0	17.3	7.1	15.3	8.2	12.5	1	57.1	83.3	3.1	1936	1501	435
Ivano-Frankivska	48.7	23.5	8.4	15.1	3.4	20.3	-	79.8	93.4	-	1077	908	169
Kyivska	29.9	29.9	17.5	20.3	2.3	17.4	-	80.8	87.6	6.2	1918	1539	379
Kirovohradska	44.0	29.9	13.4	12.7	-	19.8	4	81.3	82.3	5.2	1143	923	220
Luhanska	36.4	45.5	18.2	-	-	11.1	-	100.0	100.0	-			
Lvivska	63.9	16.3	5.2	9.4	4.9	9.6	-	88.2	93.6	2.8	3136	2517	619
Mykolaivska	8.9	53.3	11.1	10.0	16.7	7.7	-	80.0	90.1	-	1440	1141	299
Odesska	51.3	19.7	3.4	5.1	20.1	9.6	-	84.2	88.4	2.1	3402	2645	757
Poltavska	62.7	15.3	10.7	10.0	1.3	16.0	-	86.7	88.2	6.7	1530	1176	354
Rivnenska	27.9	33.8	8.8	10.3	19.1	24.1	-	73.5	87.5	14.7	602	480	122
Sumska	33.3	51.3	7.7	6.0	1.7	22.2	-	77.8	89.3	4.3	1161	921	240
Ternopilska	40.7	24.6	25.4	8.5	-	22.9	1	83.9	89.8	20.3	954	794	160
Kharkivska	37.7	26.4	8.5	9.4	17.9	7.8	-	79.2	86.9	3.8	3341	2558	783
Khersonska	21.6	45.9	21.6	10.8	-	15.0	1	89.2	93.8	-	1034	785	249
Khmelnyska	51.1	29.9	15.3	2.9	0.7	26.7	-	85.4	84.6	4.4	921	763	158
Cherkaska	61.9	14.2	4.5	11.9	7.5	22.5	3	90.3	92.2	-	1494	1198	296
Chernivetska	17.8	53.3	11.1	13.3	4.4	18.2	-	97.8	76.0	-	1082	887	195
Chernihivska	46.2	29.9	5.1	17.1	1.7	29.2	2	87.2	90.4	16.2	906	699	207
Kyiv city	42.8	23.4	9.5	9.9	14.4	18.4	-	77.9	88.4	68.5	3293	2540	753
Sevastopol city													

* - Ann-Arbour stage for lymphomas, TNM stage for other cancers

Table 3 - Incidence and mortality, 2022-2023	Adjusted, 2022						On-line, 2023					
	Number of new cancer cases in 2022			Number of deaths from cancer in 2022			Number of new cancer cases registered in 2023			Number of deaths from cancer registered in 2023		
	♂	♀	♂	♂	♀	♂	♂	♀	♂	♂	♀	♂
Ukraine	1358	770	588	906	470	436	1184	635	549	841	466	375
AR Krym												
Vynnytska	51	28	23	23	9	14	43	24	19	21	12	9
Volynska	48	33	15	33	21	12	47	27	20	35	18	17
Dnipropetrovska	172	100	72	141	80	61	125	70	55	97	49	48
Donetska	5	3	2	3	2	1	7	4	3	4	2	2
Zhytomyrska	35	15	20	22	9	13	48	25	23	19	10	9
Zakarpatska	53	31	22	50	23	27	34	23	11	38	29	9
Zaporizka	34	20	14	24	9	15	27	13	14	14	11	3
Ivano-Frankivska	39	25	14	34	21	13	47	29	18	42	19	23
Kyivska	73	47	26	44	22	22	59	27	32	40	23	17
Kirovohradska	62	38	24	51	27	24	58	33	25	38	25	13
Luhanska	2	2	0	3	3	0	2	1	1	0	0	0
Lvivska	138	81	57	78	41	37	107	51	56	67	42	25
Mykolaiivska	19	8	11	6	5	1	14	9	5	7	4	3
Odessa	60	32	28	30	16	14	53	29	24	38	25	13
Poltavska	41	24	17	30	13	17	40	19	21	35	23	12
Rivnenska	61	41	20	39	22	17	73	46	27	35	21	14
Sumska	38	13	25	23	13	10	29	12	17	30	13	17
Ternopil'ska	42	25	17	38	21	17	42	22	20	36	15	21
Kharkivska	32	20	12	13	9	4	23	13	10	11	3	8
Khersonska	12	7	5	8	3	5	8	5	3	3	3	0
Khmelnytska	78	31	47	62	26	36	68	33	35	60	28	32
Cherkaska	70	45	25	57	29	28	75	40	35	65	35	30
Chernivetska	35	20	15	13	7	6	10	3	7	2	2	0
Chernihivska	50	23	27	32	17	15	36	16	20	44	21	23
Kyiv city	108	58	50	49	22	27	109	61	48	60	33	27
Sevastopol city												

Table 4 - On-line rates, 2023	New cases by stage*, %					Lived less than 1 year since the diagnosis in 2022, %	of which: diagnosed post- mortem	Received anti-cancer treatment, %	Micro- scopically verified, %	During the preven- tive exami- nation, %	Patients are to be under the follow-up		
	I	II	III	IV	Not determined						♂	♀	♂
Ukraine	-	-	-	-	-	41.0	43	64.3	69.3	0.8	10790	5222	5568
AR Krym													
Vynnytska	-	-	-	-	-	20.4	-	71.4	76.7	2.9	357	200	157
Volynska	-	-	-	-	-	35.4	4	73.7	78.7	-	237	126	111
Dnipropetrovska	-	-	-	-	-	53.9	5	48.3	55.2	-	642	327	315
Donetska	-	-	-	-	-	-	-	28.6	28.6	-			
Zhytomyrska	-	-	-	-	-	29.4	-	95.6	95.8	-	271	139	132
Zakarpatska	-	-	-	-	-	65.4	5	64.3	73.5	-	286	139	147
Zaporizka	-	-	-	-	-	32.3	-	37.5	55.6	-	443	207	236
Ivano-Frankivska	-	-	-	-	-	54.1	2	62.8	59.6	-	342	172	170
Kyivska	-	-	-	-	-	44.3	-	64.9	71.2	1.8	795	358	437
Kirovohradska	-	-	-	-	-	68.4	14	62.5	67.2	-	279	127	152
Luhanska	-	-	-	-	-	-	-	100.0	100.0	-			
Lvivska	-	-	-	-	-	29.8	-	66.3	66.4	-	938	478	460
Mykolaiivska	-	-	-	-	-	5.3	-	53.8	92.9	-	334	161	173
Odessa	-	-	-	-	-	24.6	1	54.9	62.3	-	874	436	438
Poltavska	-	-	-	-	-	51.3	1	75.7	77.5	5.4	364	170	194
Rivnenska	-	-	-	-	-	26.7	-	75.0	79.5	-	529	257	272
Sumska	-	-	-	-	-	31.4	-	62.1	62.1	-	309	140	169
Ternopil'ska	-	-	-	-	-	61.9	-	73.0	73.8	10.8	282	135	147
Kharkivska	-	-	-	-	-	6.3	-	61.9	73.9	-	818	381	437
Khersonska	-	-	-	-	-	9.1	-	87.5	87.5	-	192	97	95
Khmelnytska	-	-	-	-	-	50.7	-	63.3	60.3	1.7	419	195	224
Cherkaska	-	-	-	-	-	56.7	8	54.9	66.7	-	331	151	180
Chernivetska	-	-	-	-	-	37.1	-	70.0	80.0	-	303	147	156
Chernihivska	-	-	-	-	-	52.1	3	73.3	72.2	-	220	103	117
Kyiv city	-	-	-	-	-	28.7	-	64.2	72.5	-	1225	576	649
Sevastopol city													

* - Ann-Arbour stage for lymphomas, TNM stage for other cancers

Table 3 - Incidence and mortality, 2022-2023	Adjusted, 2022						On-line, 2023					
	Number of new cancer cases in 2022			Number of deaths from cancer in 2022			Number of new cancer cases registered in 2023			Number of deaths from cancer registered in 2023		
	♂	♀	♂	♂	♀	♂	♂	♀	♂	♂	♀	♂
Ukraine	2078	451	1627	162	53	109	2610	582	2028	178	54	124
AR Krym												
Vinnyska	121	33	88	11	5	6	135	31	104	10	2	8
Volynska	64	11	53	4	1	3	67	13	54	4	1	3
Dnipropetrovska	197	47	150	14	2	12	226	61	165	27	8	19
Donetska	5	1	4	1	0	1	10	0	10	4	1	3
Zhytomyrska	63	13	50	7	3	4	122	27	95	8	2	6
Zakarpatska	27	4	23	8	4	4	43	7	36	7	3	4
Zaporizka	62	13	49	4	0	4	55	9	46	6	1	5
Ivano-Frankivska	130	23	107	7	2	5	173	28	145	10	2	8
Kyivska	191	33	158	12	6	6	225	48	177	9	5	4
Kirovohradska	53	12	41	15	8	7	97	18	79	6	3	3
Luhanska	9	1	8	1	0	1	10	2	8	0	0	0
Lvivska	120	24	96	12	3	9	186	44	142	8	4	4
Mykolaivska	19	4	15	2	0	2	44	6	38	9	1	8
Odeska	92	18	74	4	2	2	120	23	97	2	0	2
Poltavska	70	10	60	9	3	6	102	23	79	3	0	3
Rivnenska	66	10	56	4	0	4	93	18	75	6	0	6
Sumska	64	12	52	8	3	5	68	15	53	7	2	5
Ternopilska	42	9	33	3	0	3	65	15	50	8	4	4
Kharkivska	30	6	24	2	1	1	40	10	30	5	1	4
Khersonska	34	9	25	1	1	0	20	3	17	2	0	2
Khmelnyska	82	14	68	7	3	4	111	27	84	14	7	7
Cherkaska	76	13	63	4	1	3	106	24	82	10	2	8
Chernivetska	51	17	34	2	0	2	34	3	31	0	0	0
Chernihivska	60	10	50	4	0	4	85	17	68	6	3	3
Kyiv city	350	104	246	16	5	11	373	110	263	7	2	5
Sevastopol city												

Table 4 - On-line rates, 2023	New cases by stage*, %					Lived less than 1 year since the diagnosis in 2022, %	of which: diagnosed post- mortem	Received anti-cancer treatment, %	Micro- scopically verified, %	During the preven- tive exami- nation, %	Patients are to be under the follow-up		
	I	II	III	IV	Not determined						♂	♀	♂
Ukraine	69.6	7.8	8.8	5.5	3.1	3.3	6	92.6	98.5	32.2	52425	8315	44110
AR Krym													
Vinnyska	70.7	11.2	5.2	6.0	-	1.7	-	90.5	97.0	45.7	2962	421	2541
Volynska	69.7	6.1	9.1	9.1	6.1	5.0	-	93.9	100.0	-	699	117	582
Dnipropetrovska	68.7	6.6	19.0	3.3	0.5	4.8	1	95.7	98.7	9.0	4008	694	3314
Donetska	50.0	-	-	-	-	-	-	90.0	80.0	-			
Zhytomyrska	80.3	5.1	6.0	5.1	2.6	1.6	-	94.0	100.0	9.4	1752	280	1472
Zakarpatska	41.5	9.8	24.4	12.2	2.4	7.4	-	85.4	100.0	24.4	464	77	387
Zaporizka	71.2	5.8	9.6	7.7	5.8	3.4	-	80.8	100.0	9.6	2343	319	2024
Ivano-Frankivska	71.4	6.0	13.1	8.3	-	1.6	-	94.6	100.0	-	1092	181	911
Kyivska	78.4	7.2	6.3	1.4	1.4	1.6	-	93.2	99.1	30.2	5191	796	4395
Kirovohradska	73.6	4.6	9.2	12.6	-	17.0	3	97.7	100.0	13.8	1444	172	1272
Luhanska	88.9	-	11.1	-	-	-	-	100.0	90.0	-			
Lvivska	70.3	9.7	6.3	7.4	1.7	2.6	-	96.6	99.5	47.4	2593	424	2169
Mykolaivska	20.5	4.5	6.8	2.3	6.8	-	-	40.9	93.2	-	1317	195	1122
Odeska	47.3	14.5	11.8	5.5	8.2	2.4	-	89.1	92.5	5.5	2537	403	2134
Poltavska	65.6	14.6	6.3	5.2	-	4.5	-	93.8	99.0	25.0	1888	289	1599
Rivnenska	65.1	5.8	4.7	4.7	16.3	4.6	-	90.7	98.9	58.1	1146	172	974
Sumska	77.8	7.9	11.1	3.2	-	-	-	93.7	98.5	17.5	1991	318	1673
Ternopilska	56.5	11.3	16.1	9.7	-	-	-	93.5	100.0	32.3	867	150	717
Kharkivska	51.3	5.1	2.6	7.7	20.5	3.4	-	82.1	92.5	2.6	3204	475	2729
Khersonska	65.0	-	15.0	-	-	3.2	-	55.0	95.0	55.0	2330	323	2007
Khmelnyska	67.0	14.6	2.9	1.9	3.9	6.4	1	92.2	97.3	48.5	1335	203	1132
Cherkaska	66.7	9.4	9.4	8.3	3.1	1.5	1	96.9	96.2	12.5	2062	311	1751
Chernivetska	63.6	12.1	12.1	12.1	-	3.9	-	84.8	100.0	-	690	123	567
Chernihivska	76.5	4.9	3.7	9.9	1.2	6.9	-	93.8	98.8	45.7	1701	278	1423
Kyiv city	80.2	5.4	5.9	2.8	4.8	2.7	-	98.6	100.0	88.1	8809	1594	7215
Sevastopol city													

* - Ann-Arbour stage for lymphomas, TNM stage for other cancers

Table 3 - Incidence and mortality, 2022-2023	Adjusted, 2022						On-line, 2023					
	Number of new cancer cases in 2022			Number of deaths from cancer in 2022			Number of new cancer cases registered in 2023			Number of deaths from cancer registered in 2023		
	♂	♀	♂+♀	♂	♀	♂+♀	♂	♀	♂+♀	♂	♀	♂+♀
Ukraine	715	366	349	138	74	64	587	295	292	129	76	53
AR Krym												
Vinnitska	44	18	26	5	5	0	25	19	6	4	2	2
Volynska	25	10	15	5	2	3	19	7	12	3	0	3
Dnipropetrovska	83	47	36	23	10	13	76	33	43	21	10	11
Donetska	4	3	1	0	0	0	3	3	0	0	0	0
Zhytomyrska	14	6	8	3	1	2	19	8	11	1	1	0
Zakarpatska	35	17	18	9	5	4	15	7	8	7	5	2
Zaporizka	25	13	12	3	3	0	10	7	3	2	0	2
Ivano-Frankivska	30	14	16	7	4	3	13	6	7	9	7	2
Kyivska	46	22	24	8	5	3	45	26	19	6	5	1
Kirovohradska	18	10	8	6	4	2	23	9	14	11	9	2
Luhanska	1	1	0	2	2	0	6	5	1	0	0	0
Lvivska	43	20	23	5	1	4	42	16	26	9	5	4
Mykolaiivska	13	8	5	0	0	0	1	0	1	2	1	1
Odessa	39	21	18	6	3	3	33	12	21	6	2	4
Poltavska	27	17	10	3	2	1	27	15	12	8	5	3
Rivnenska	26	12	14	6	4	2	22	10	12	6	4	2
Sumska	18	9	9	5	1	4	22	9	13	1	1	0
Ternopil'ska	23	7	16	7	3	4	27	14	13	5	4	1
Kharkivska	25	13	12	2	2	0	28	17	11	4	2	2
Khersonska	12	5	7	2	1	1	6	3	3	0	0	0
Khmelnitska	22	14	8	5	2	3	20	10	10	6	4	2
Cherkaska	19	14	5	5	5	0	19	10	9	1	0	1
Chernivetska	18	9	9	2	2	0	14	10	4	1	1	0
Chernihivska	30	12	18	10	1	9	22	11	11	5	1	4
Kyiv city	75	44	31	9	6	3	50	28	22	11	7	4
Sevastopol city												

Table 4 - On-line rates, 2023	New cases by stage*, %					Lived less than 1 year since the diagnosis in 2022, %	of which: diagnosed post- mortem	Received anti-cancer treatment, %	Micro- scopically verified, %	During the preven- tive exami- nation, %	Patients are to be under the follow-up		
	I	II	III	IV	Not determined						♂	♀	♂+♀
Ukraine	4.2	40.7	18.8	16.3	20.1	7.7	2	82.3	100.0	8.1	16170	7020	9150
AR Krym													
Vinnitska	11.8	41.2	23.5	23.5	-	4.8	-	88.2	100.0	-	734	318	416
Volynska	-	55.6	33.3	11.1	-	8.0	-	83.3	100.0	-	457	187	270
Dnipropetrovska	4.1	53.4	16.4	24.7	1.4	13.8	1	87.7	100.0	5.5	1323	559	764
Donetska	-	33.3	-	-	66.7	-	-	66.7	100.0	-			
Zhytomyrska	-	50.0	16.7	22.2	11.1	6.7	-	88.9	100.0	-	514	231	283
Zakarpatska	6.7	26.7	26.7	20.0	20.0	11.8	-	93.3	100.0	-	376	173	203
Zaporizka	-	50.0	25.0	-	25.0	4.0	-	75.0	100.0	-	539	233	306
Ivano-Frankivska	-	16.7	25.0	33.3	25.0	10.0	-	83.3	100.0	-	534	233	301
Kyivska	11.4	50.0	20.5	9.1	9.1	11.1	-	81.8	100.0	9.1	1065	451	614
Kirovohradska	15.0	50.0	15.0	20.0	-	11.1	1	75.0	100.0	-	366	147	219
Luhanska	-	16.7	50.0	16.7	16.7	-	-	83.3	100.0	-			
Lvivska	-	28.9	5.3	2.6	63.2	7.0	-	86.8	100.0	15.8	1040	456	584
Mykolaiivska	-	100.0	-	-	-	-	-	100.0	100.0	-	496	217	279
Odessa	12.5	15.6	12.5	12.5	46.9	2.6	-	68.8	100.0	-	1007	478	529
Poltavska	4.0	44.0	32.0	4.0	16.0	8.0	-	76.0	100.0	24.0	719	307	412
Rivnenska	-	9.1	-	9.1	81.8	11.5	-	81.8	100.0	-	500	227	273
Sumska	-	54.5	18.2	13.6	13.6	12.5	-	77.3	100.0	-	536	226	310
Ternopil'ska	4.0	52.0	8.0	12.0	24.0	8.7	-	80.0	100.0	36.0	468	205	263
Kharkivska	3.8	50.0	15.4	19.2	11.5	-	-	92.3	100.0	-	1316	535	781
Khersonska	-	33.3	16.7	-	50.0	8.3	-	50.0	100.0	-	404	170	234
Khmelnitska	5.3	31.6	15.8	10.5	36.8	4.5	-	78.9	100.0	-	634	289	345
Cherkaska	-	44.4	16.7	33.3	5.6	-	-	94.4	100.0	-	654	301	353
Chernivetska	7.1	28.6	35.7	7.1	21.4	11.1	-	50.0	100.0	-	448	228	220
Chernihivska	-	31.8	31.8	27.3	9.1	13.8	-	90.9	100.0	-	478	191	287
Kyiv city	-	42.9	24.5	24.5	8.2	2.8	-	83.7	100.0	32.7	1562	658	904
Sevastopol city													

* - Ann-Arbour stage for lymphomas, TNM stage for other cancers

Table 3 - Incidence and mortality, 2022-2023	Adjusted, 2022						On-line, 2023					
	Number of new cancer cases in 2022			Number of deaths from cancer in 2022			Number of new cancer cases registered in 2023			Number of deaths from cancer registered in 2023		
	♂	♀	♂	♂	♀	♂	♂	♀	♂	♂	♀	♂
Ukraine	1891	977	914	597	295	302	1861	962	899	651	334	317
AR Krym												
Vinnyska	107	53	54	33	20	13	107	49	58	36	19	17
Volynska	62	26	36	19	11	8	52	27	25	34	21	13
Dnipropetrovska	182	88	94	86	40	46	176	102	74	66	34	32
Donetska	12	5	7	2	2	0	9	4	5	6	2	4
Zhytomyrska	70	34	36	20	10	10	71	35	36	28	15	13
Zakarpatska	56	36	20	38	19	19	55	29	26	27	9	18
Zaporizka	47	29	18	8	4	4	54	27	27	14	6	8
Ivano-Frankivska	75	40	35	38	20	18	57	32	25	24	11	13
Kyivska	135	68	67	33	17	16	124	65	59	35	14	21
Kirovohradska	67	29	38	19	10	9	51	24	27	30	12	18
Luhanska	9	7	2	1	0	1	4	2	2	0	0	0
Lvivska	151	81	70	53	27	26	154	76	78	57	36	21
Mykolaivska	26	17	9	11	6	5	4	1	3	12	8	4
Odessa	110	52	58	34	17	17	119	64	55	28	14	14
Poltavska	66	40	26	24	11	13	75	40	35	33	16	17
Rivnenska	59	30	29	17	8	9	56	28	28	18	7	11
Sumska	56	27	29	17	6	11	50	29	21	18	9	9
Ternopilska	50	28	22	17	7	10	52	29	23	17	12	5
Kharkivska	69	43	26	5	3	2	105	48	57	7	3	4
Khersonska	27	14	13	6	4	2	11	4	7	5	3	2
Khmelnyska	76	39	37	24	15	9	68	36	32	38	17	21
Cherkaska	86	43	43	24	11	13	97	54	43	35	21	14
Chernivetska	37	18	19	9	5	4	47	23	24	2	1	1
Chernihivska	72	36	36	23	9	14	76	32	44	33	21	12
Kyiv city	184	94	90	36	13	23	187	102	85	48	23	25
Sevastopol city												

Table 4 - On-line rates, 2023	New cases by stage*, %					Lived less than 1 year since the diagnosis in 2022, %	of which: diagnosed post- mortem	Received anti-cancer treatment, %	Micro- scopically verified, %	During the preven- tive exami- nation, %	Patients are to be under the follow-up		
	I	II	III	IV	Not determined						♂	♀	♂
Ukraine	7.7	19.4	16.1	25.9	23.7	19.8	14	79.1	99.5	5.2	18419	9019	9400
AR Krym													
Vinnyska	12.2	33.7	24.5	17.3	-	17.3	-	74.5	100.0	8.2	885	425	460
Volynska	9.3	14.0	7.0	34.9	20.9	19.6	2	62.8	100.0	-	425	197	228
Dnipropetrovska	8.7	50.9	14.3	18.6	1.9	28.0	5	80.1	100.0	0.6	1501	747	754
Donetska	-	11.1	11.1	-	77.8	8.3	-	66.7	100.0	-			
Zhytomyrska	3.0	12.1	9.1	42.4	18.2	31.7	-	80.3	100.0	-	501	236	265
Zakarpatska	13.0	9.3	11.1	29.6	31.5	19.6	2	63.0	100.0	-	440	248	192
Zaporizka	8.2	16.3	28.6	24.5	16.3	13.3	-	77.6	100.0	4.1	591	300	291
Ivano-Frankivska	-	14.5	5.5	20.0	58.2	15.1	-	81.8	98.2	-	581	275	306
Kyivska	13.8	17.2	13.8	37.1	8.6	15.1	-	76.7	100.0	5.2	1263	637	626
Kirovohradska	26.1	26.1	13.0	21.7	2.2	23.0	1	63.0	96.1	-	397	188	209
Luhanska	-	-	25.0	50.0	25.0	-	-	100.0	100.0	-			
Lvivska	2.8	11.3	9.9	8.5	65.2	23.6	-	80.1	100.0	4.3	1479	717	762
Mykolaivska	-	25.0	-	25.0	50.0	11.5	-	50.0	100.0	-	546	271	275
Odessa	5.5	10.1	16.5	19.3	41.3	18.1	-	81.7	99.2	0.9	1404	692	712
Poltavska	2.9	30.4	18.8	13.0	23.2	26.7	-	76.8	97.3	11.6	663	323	340
Rivnenska	3.9	3.9	7.8	5.9	78.4	22.6	-	86.3	100.0	3.9	512	244	268
Sumska	8.9	24.4	17.8	26.7	17.8	22.4	-	77.8	100.0	-	406	201	205
Ternopilska	3.8	17.3	25.0	21.2	30.8	19.6	-	71.2	98.1	5.8	437	217	220
Kharkivska	12.2	18.4	14.3	40.8	12.2	-	-	90.8	100.0	-	1295	594	701
Khersonska	9.1	9.1	36.4	27.3	18.2	12.5	-	63.6	100.0	-	373	176	197
Khmelnyska	4.7	29.7	23.4	14.1	14.1	25.4	-	90.6	100.0	-	682	328	354
Cherkaska	2.3	4.5	12.5	52.3	13.6	21.1	1	81.8	100.0	1.1	744	379	365
Chernivetska	2.2	6.7	37.8	35.6	15.6	10.8	-	80.0	95.7	-	465	248	217
Chernihivska	2.9	18.6	21.4	34.3	15.7	37.1	2	81.4	100.0	-	584	268	316
Kyiv city	12.4	12.4	15.9	31.8	20.6	13.6	1	82.4	100.0	30.6	2245	1108	1137
Sevastopol city													

* - Ann-Arbour stage for lymphomas, TNM stage for other cancers

Table 3 - Incidence and mortality, 2022-2023	Adjusted, 2022						On-line, 2023					
	Number of new cancer cases in 2022			Number of deaths from cancer in 2022			Number of new cancer cases registered in 2023			Number of deaths from cancer registered in 2023		
	♂	♀	♂	♂	♀	♂	♂	♀	♂	♂	♀	♂
Ukraine	709	357	352	279	131	148	751	317	434	341	147	194
AR Krym												
Vinnyska	32	20	12	14	9	5	39	20	19	13	5	8
Volynska	21	12	9	9	7	2	24	10	14	15	8	7
Dnipropetrovska	66	32	34	32	14	18	86	30	56	40	19	21
Donetska	4	2	2	3	1	2	2	0	2	1	1	0
Zhytomyrska	19	10	9	7	4	3	20	11	9	10	4	6
Zakarpatska	27	17	10	12	7	5	16	8	8	14	8	6
Zaporizka	20	12	8	5	1	4	3	0	3	2	0	2
Ivano-Frankivska	27	15	12	29	12	17	38	15	23	22	8	14
Kyivska	45	21	24	15	9	6	46	23	23	26	13	13
Kirovohradska	28	11	17	6	1	5	24	10	14	14	5	9
Luhanska	5	1	4	0	0	0	1	0	1	0	0	0
Lvivska	79	40	39	32	13	19	63	22	41	31	11	20
Mykolaiivska	13	5	8	2	2	0	0	0	0	1	0	1
Odesska	24	13	11	6	5	1	33	14	19	6	4	2
Poltavska	37	24	13	12	3	9	34	17	17	21	12	9
Rivnenska	15	6	9	8	4	4	32	12	20	12	3	9
Sumska	17	7	10	7	3	4	14	6	8	7	2	5
Ternopil'ska	19	12	7	8	3	5	27	12	15	12	4	8
Kharkivska	26	10	16	7	3	4	40	16	24	8	4	4
Khersonska	9	6	3	3	1	2	4	1	3	2	1	1
Khmelnyska	29	18	11	11	1	10	32	17	15	18	11	7
Cherkaska	36	16	20	19	11	8	39	17	22	20	8	12
Chernivetska	14	4	10	1	0	1	28	10	18	1	1	0
Chernihivska	23	11	12	9	7	2	27	12	15	19	7	12
Kyiv city	74	32	42	22	10	12	79	34	45	26	8	18
Sevastopol city												

Table 4 - On-line rates, 2023	New cases by stage*, %					Lived less than 1 year since the diagnosis in 2022, %	of which: diagnosed post- mortem	Received anti-cancer treatment, %	Micro- scopically verified, %	During the preven- tive exami- nation, %	Patients are to be under the follow-up		
	I	II	III	IV	Not determined						♂	♀	♂
Ukraine						19.7	3	84.0	98.7	6.4	4833	2190	2643
AR Krym													
Vinnyska						20.7	-	94.7	100.0	5.3	204	92	112
Volynska						25.0	-	76.2	100.0	-	131	60	71
Dnipropetrovska						27.9	2	87.5	100.0	7.5	355	153	202
Donetska						25.0	-	100.0	100.0	-			
Zhytomyrska						29.4	-	94.7	100.0	-	111	59	52
Zakarpatska						36.0	-	46.7	100.0	-	103	52	51
Zaporizka						10.5	-	50.0	100.0	-	150	60	90
Ivano-Frankivska						26.9	-	89.5	100.0	-	167	73	94
Kyivska						20.9	-	82.6	100.0	6.5	302	136	166
Kirovohradska						4.3	-	66.7	100.0	9.5	88	30	58
Luhanska						-	-	100.0	100.0	-			
Lvivska						21.9	-	80.0	93.7	8.3	429	188	241
Mykolaiivska						-	-	-	-	-	129	50	79
Odesska						4.3	-	77.4	97.0	-	330	130	200
Poltavska						36.4	-	80.6	97.1	6.5	189	106	83
Rivnenska						6.7	-	71.9	96.9	-	130	52	78
Sumska						13.3	-	84.6	100.0	-	104	47	57
Ternopil'ska						22.2	-	100.0	96.3	8.0	116	49	67
Kharkivska						12.5	-	88.9	95.0	-	379	171	208
Khersonska						28.6	-	75.0	100.0	-	76	32	44
Khmelnyska						3.8	-	93.3	100.0	-	163	83	80
Cherkaska						35.3	1	88.2	100.0	5.9	197	87	110
Chernivetska						-	-	57.7	100.0	-	139	60	79
Chernihivska						28.6	-	91.3	100.0	-	82	40	42
Kyiv city						11.0	-	91.7	100.0	29.2	759	380	379
Sevastopol city													

* - Ann-Arbour stage for lymphomas, TNM stage for other cancers

Table 3 - Incidence and mortality, 2022-2023	Adjusted, 2022						On-line, 2023					
	Number of new cancer cases in 2022			Number of deaths from cancer in 2022			Number of new cancer cases registered in 2023			Number of deaths from cancer registered in 2023		
	♂	♀	♂	♂	♀	♂	♂	♀	♂	♂	♀	♂
Ukraine	2222	1185	1037	853	455	398	2268	1241	1027	856	507	349
AR Krym												
Vinnyska	113	66	47	36	18	18	113	53	60	37	23	14
Volynska	92	59	33	38	26	12	87	45	42	35	17	18
Dnipropetrovska	222	123	99	114	62	52	211	107	104	104	52	52
Donetska	6	1	5	2	1	1	4	3	1	1	0	1
Zhytomyrska	77	34	43	28	14	14	53	26	27	27	14	13
Zakarpatska	65	37	28	41	23	18	39	25	14	32	21	11
Zaporizka	28	19	9	7	5	2	13	8	5	7	6	1
Ivano-Frankivska	112	53	59	52	29	23	121	66	55	40	31	9
Kyivska	105	53	52	39	18	21	93	54	39	32	22	10
Kirovohradska	83	50	33	25	12	13	82	50	32	32	22	10
Luhanska	9	3	6	4	1	3	6	3	3	1	0	1
Lvivska	129	66	63	63	29	34	158	91	67	67	38	29
Mykolaivska	58	30	28	10	3	7	0	0	0	13	12	1
Odessa	61	36	25	19	13	6	81	41	40	15	11	4
Poltavska	72	34	38	38	19	19	98	46	52	35	18	17
Rivnenska	64	31	33	23	12	11	59	31	28	40	23	17
Sumska	74	35	39	31	13	18	73	42	31	27	16	11
Ternopil'ska	59	28	31	31	15	16	88	47	41	44	22	22
Kharkivska	85	51	34	10	7	3	128	77	51	22	17	5
Khersonska	27	12	15	12	8	4	21	8	13	3	2	1
Khmelnytska	151	85	66	70	43	27	130	74	56	63	37	26
Cherkaska	144	70	74	37	20	17	165	92	73	64	37	27
Chernivetska	37	20	17	7	6	1	46	30	16	5	4	1
Chernihivska	119	72	47	34	16	18	160	84	76	58	36	22
Kyiv city	230	117	113	82	42	40	239	138	101	52	26	26
Sevastopol city												

Table 4 - On-line rates, 2023	New cases by cell type, %					Lived less than 1 year since the diagnosis in 2022, %	of which: diagnosed post- mortem	Received anti-cancer treatment, %	Micro- scopically verified, %	During the preven- tive exami- nation, %	Patients are to be under the follow-up		
	C91 (lym- phoid)	C92 (mye- loid)	C93 (mono- cytic)	C94 (other specified)	C95 (unspeci- fied)						♂	♀	♂
Ukraine	42.5	29.4	3.8	20.2	4.1	23.8	23	73.2	100.0	7.0	25082	12881	12201
AR Krym	-	-	-	-	-								
Vinnyska	38.5	28.8	1.9	28.8	1.9	16.4	-	80.8	100.0	4.8	1351	674	677
Volynska	62.0	32.9	1.3	1.3	2.5	27.7	1	58.2	100.0	-	680	378	302
Dnipropetrovska	52.2	36.4	4.9	3.8	2.7	35.6	13	77.7	100.0	9.8	1790	915	875
Donetska	-	75.0	-	25.0	-	16.7	-	75.0	100.0	-			
Zhytomyrska	45.5	27.3	11.4	15.9	-	18.3	-	81.8	100.0	-	848	405	443
Zakarpatska	45.7	28.6	-	20.0	5.7	38.7	2	57.1	100.0	-	585	320	265
Zaporizka	58.3	8.3	-	16.7	16.7	7.1	-	50.0	100.0	-	688	362	326
Ivano-Frankivska	43.3	21.2	2.9	25.0	7.7	30.5	-	67.6	100.0	-	811	413	398
Kyivska	38.2	31.5	2.2	25.8	2.2	20.0	-	80.9	100.0	5.6	1652	836	816
Kirovohradska	52.1	33.8	2.8	5.6	5.6	18.7	1	46.5	100.0	22.5	613	314	299
Luhanska	40.0	40.0	20.0	-	-	22.2	-	60.0	100.0	-			
Lvivska	53.8	33.8	2.1	0.7	9.7	35.5	-	82.1	100.0	9.0	1529	835	694
Mykolaivska	-	-	-	-	-	7.0	-	-	-	-	821	402	419
Odessa	43.0	43.0	6.3	2.5	5.1	13.3	-	68.4	100.0	-	1218	625	593
Poltavska	54.3	38.3	4.3	2.1	1.1	28.8	-	71.3	100.0	13.8	854	440	414
Rivnenska	38.2	34.5	5.5	10.9	10.9	26.2	-	67.3	100.0	-	565	301	264
Sumska	60.3	32.4	2.9	1.5	2.9	23.5	-	85.3	100.0	-	828	442	386
Ternopil'ska	47.5	23.8	1.3	18.8	8.8	33.3	1	83.8	100.0	11.3	617	332	285
Kharkivska	41.7	20.0	5.0	32.5	0.8	2.6	-	79.2	100.0	0.8	2182	1046	1136
Khersonska	37.5	6.3	-	56.3	-	4.5	-	87.5	100.0	-	604	278	326
Khmelnytska	34.4	33.6	3.3	27.9	0.8	24.5	1	50.0	100.0	0.8	1141	621	520
Cherkaska	37.4	27.7	7.1	23.2	4.5	18.5	2	69.7	100.0	0.6	1728	857	871
Chernivetska	51.1	40.0	6.7	2.2	-	5.7	-	28.9	100.0	-	569	319	250
Chernihivska	34.9	21.2	2.1	39.0	2.7	29.0	2	84.2	99.4	1.4	871	424	447
Kyiv city	20.3	22.0	4.4	48.0	5.3	23.5	-	85.0	100.0	26.9	2537	1342	1195
Sevastopol city													

Table 3 - Incidence and mortality, 2022-2023	Adjusted, 2022						On-line, 2023					
	Number of new cancer cases in 2022			Number of deaths from cancer in 2022			Number of new cancer cases registered in 2023			Number of deaths from cancer registered in 2023		
	♂	♀	♂	♂	♀	♂	♂	♀	♂	♂	♀	♂
Ukraine	2047	1171	876	1316	793	523	1957	1109	848	1221	734	487
AR Krym												
Vinnnytska	87	52	35	50	33	17	95	53	42	52	33	19
Volynska	111	82	29	76	53	23	87	60	27	67	50	17
Dnipropetrovska	251	126	125	207	109	98	237	138	99	177	97	80
Donetska	17	9	8	1	1	0	9	5	4	7	4	3
Zhytomyrska	48	36	12	30	21	9	41	24	17	30	21	9
Zakarpatska	80	40	40	55	33	22	80	49	31	58	40	18
Zaporizka	63	38	25	15	7	8	44	25	19	14	8	6
Ivano-Frankivska	90	53	37	70	44	26	96	52	44	74	42	32
Kyivska	64	33	31	33	19	14	99	53	46	43	23	20
Kirovohradska	118	52	66	81	48	33	119	61	58	86	48	38
Luhanska	13	6	7	4	1	3	1	0	1	0	0	0
Lvivska	171	115	56	115	74	41	162	98	64	101	70	31
Mykolaivska	45	31	14	12	4	8	54	30	24	22	10	12
Odesska	119	65	54	61	42	19	137	72	65	73	43	30
Poltavska	70	47	23	49	31	18	68	47	21	38	23	15
Rivnenska	51	24	27	34	21	13	39	25	14	31	17	14
Sumska	72	43	29	51	36	15	57	30	27	27	15	12
Ternopil'ska	50	29	21	35	17	18	51	28	23	33	18	15
Kharkivska	39	19	20	10	4	6	64	29	35	18	11	7
Khersonska	59	35	24	32	24	8	22	12	10	15	10	5
Khmeln'ytska	156	87	69	116	71	45	116	72	44	91	58	33
Cherkaska	64	35	29	53	30	23	57	31	26	46	28	18
Chernivetska	54	29	25	33	18	15	35	16	19	19	12	7
Chernihiv'ska	57	36	21	46	26	20	84	45	39	55	31	24
Kyiv city	98	49	49	47	26	21	103	54	49	44	22	22
Sevastopol city												

Table 4 - On-line rates, 2023	New cases by stage*, %					Lived less than 1 year since the diagnosis in 2022, %	of which: diagnosed post- mortem	Received anti-cancer treatment, %	Micro- scopically verified, %	During the preven- tive exami- nation, %	Patients are to be under the follow-up		
	I	II	III	IV	Not determined						♂	♀	♂
Ukraine	0.1	-	3.2	46.5	0.8	58.0	11	29.1	46.1	0.7	8128	4067	4061
AR Krym													
Vinnnytska	-	-	1.2	93.9	-	51.3	-	29.3	52.6	7.3	267	124	143
Volynska	-	-	-	98.8	-	68.8	1	32.1	32.2	-	258	138	120
Dnipropetrovska	-	-	0.9	4.4	-	70.4	-	21.1	32.9	-	551	275	276
Donetska	-	-	22.2	11.1	11.1	23.5	-	22.2	33.3	-			
Zhytomyrska	-	-	-	95.0	-	63.0	-	57.5	58.5	-	156	86	70
Zakarpatska	-	-	-	-	-	64.1	1	23.7	47.5	-	299	142	157
Zaporizka	-	-	-	92.7	-	19.6	-	34.1	56.8	2.4	470	249	221
Ivano-Frankivska	-	-	1.1	80.9	-	65.9	-	26.6	38.5	-	241	134	107
Kyivska	-	-	2.2	71.4	-	64.8	-	40.7	61.6	-	453	229	224
Kirovohradska	0.9	-	1.9	70.4	-	75.2	-	21.3	32.8	0.9	206	87	119
Luhanska	-	-	100.0	-	-	16.7	-	-	100.0	-			
Lvivska	-	-	8.6	80.9	0.7	54.9	-	23.0	40.1	-	666	351	315
Mykolaivska	-	-	3.7	64.8	3.7	13.6	-	27.8	61.1	-	452	231	221
Odesska	-	-	1.6	53.6	7.2	48.6	2	37.6	53.3	0.8	764	391	373
Poltavska	-	-	36.5	36.5	-	58.2	-	47.6	60.3	1.6	264	146	118
Rivnenska	-	-	-	2.6	-	46.0	-	23.7	38.5	-	191	88	103
Sumska	-	-	-	1.9	-	58.6	-	21.2	59.6	-	285	128	157
Ternopil'ska	-	-	-	-	-	53.1	-	34.7	45.1	4.1	221	118	103
Kharkivska	-	-	7.4	79.6	-	29.4	-	24.1	51.6	-	624	299	325
Khersonska	-	-	9.1	9.1	-	46.6	-	22.7	40.9	-	200	84	116
Khmeln'ytska	-	-	-	23.2	-	73.8	-	20.5	29.3	0.9	299	141	158
Cherkaska	-	-	1.9	81.1	-	67.2	6	32.1	59.6	-	181	78	103
Chernivetska	-	-	-	85.7	2.9	57.4	-	48.6	25.7	-	299	152	147
Chernihiv'ska	-	-	-	-	-	67.9	-	31.7	63.1	-	183	93	90
Kyiv city	-	-	1.0	-	-	41.8	1	30.2	61.2	-	598	303	295
Sevastopol city													

* - Ann-Arbour stage for lymphomas, TNM stage for other cancers

Annex A

Age	0+	1-4	5-9	10-14	15-19	20-24	25-29	30-34	35-39	40-44	45-49	50-54	55-59	60-64	65-69	70-74	75-79	80-84	85+	Cases*
All sites																				C00-C96
▼	17	82	68	94	121	167	298	543	879	1 419	2 337	3 837	5 961	8 915	9 619	8 712	4 209	3 172	1 076	51 526
▲	16	70	73	75	115	157	398	913	1 616	2 509	3 630	4 434	5 792	8 019	8 381	8 117	4 590	4 105	1 615	54 625
All sites, non-melanoma of skin excluded																				C00-C96 (C44, C46.0 excluded)
▼	17	82	68	94	120	165	282	511	807	1 311	2 160	3 560	5 585	8 303	8 822	7 884	3 669	2 627	814	46 881
▲	16	70	72	74	114	151	389	887	1 569	2 410	3 422	4 156	5 414	7 326	7 535	6 987	3 773	3 167	1 095	48 627
Lip																				C00
▼	-	-	-	-	-	-	-	1	1	2	7	14	31	35	42	42	21	30	21	247
▲	-	-	-	-	-	-	-	-	-	1	-	2	5	9	14	14	20	38	21	124
Oral cavity																				C01-C08, C46.2
▼	-	-	-	1	-	2	3	4	33	62	136	217	260	305	223	127	42	26	10	1 451
▲	-	-	-	2	-	1	1	8	6	14	37	44	40	55	61	56	42	39	13	419
Pharynx																				C09-C14
▼	-	-	-	-	2	1	3	8	35	84	196	304	330	410	307	189	49	22	6	1 946
▲	-	-	-	1	-	1	1	3	9	15	29	36	41	34	31	19	10	14	7	251
Oesophagus																				C15
▼	-	-	-	-	-	-	-	2	10	27	70	122	180	258	221	145	58	29	11	1 133
▲	-	-	-	-	-	-	-	-	2	3	2	9	13	20	29	18	14	22	6	138
Stomach																				C16
▼	-	-	-	-	1	2	8	21	49	84	163	213	403	569	681	579	274	212	70	3 329
▲	-	-	-	-	1	1	8	16	44	56	84	103	196	275	352	395	261	195	85	2 072
Small intestine																				C17
▼	-	-	-	-	-	-	3	1	4	14	4	15	16	30	19	19	3	6	2	136
▲	-	-	-	-	-	-	-	1	6	5	10	9	21	13	23	15	12	4	3	122
Colon																				C18
▼	-	-	-	1	1	2	8	23	45	72	111	228	371	594	727	710	373	262	76	3 604
▲	-	-	-	2	1	-	9	16	33	80	120	151	303	551	656	686	431	366	122	3 527
Rectum, anus																				C19-C21
▼	-	-	-	-	1	1	10	18	52	81	129	228	402	629	718	621	308	227	58	3 483
▲	-	-	-	-	-	-	6	15	32	58	131	182	242	450	550	524	276	276	82	2 824
Liver and intrahepatic bile ducts																				C22
▼	-	2	-	-	1	-	1	5	5	21	37	82	130	141	141	109	45	38	8	766
▲	-	-	2	-	-	1	-	2	5	11	16	25	43	75	83	75	44	55	21	458
Gallbladder and extrahepatic bile ducts																				C23-C24
▼	-	-	-	-	-	1	1	1	-	8	7	19	37	47	57	46	23	12	4	263
▲	-	-	-	-	-	-	-	1	2	3	14	22	37	71	73	79	60	47	20	429
Pancreas																				C25
▼	-	-	-	-	-	1	2	9	25	52	95	156	244	376	317	299	133	109	45	1 863
▲	-	-	-	-	-	-	4	4	11	23	51	64	130	279	313	319	221	226	84	1 729

* does not include cases of AR Krym, Sevastopol city

Annex A - continued

Age	0+	1-4	5-9	10-14	15-19	20-24	25-29	30-34	35-39	40-44	45-49	50-54	55-59	60-64	65-69	70-74	75-79	80-84	85+	Cases*	
Nasal cavity, accessory sinuses and middle ear																					C30-C31
▼	-	-	-	1	-	-	1	6	1	10	8	20	16	21	27	19	14	4	4	152	
▲	-	-	-	-	-	-	1	1	3	5	4	10	8	14	12	10	10	11	7	96	
Larynx																					C32
▼	-	-	-	-	-	-	1	2	7	39	74	166	232	307	260	173	54	23	9	1 347	
▲	-	-	-	-	-	-	-	-	2	4	7	9	8	10	14	12	3	5	1	75	
Trachea, bronchus and lung																					C33-C34
▼	1	-	-	-	1	2	9	14	43	107	250	530	973	1 539	1 630	1 284	501	333	76	7 293	
▲	-	-	-	-	-	2	4	11	16	39	86	131	183	253	323	349	218	197	59	1 871	
Thymus																					C37
▼	-	-	-	1	1	2	3	4	3	3	-	5	2	8	2	2	-	-	-	36	
▲	-	-	-	-	-	-	1	-	1	2	2	2	6	4	2	3	1	-	-	24	
Heart, mediastinum																					C38 (C38.4 excluded)
▼	-	-	1	1	1	3	3	5	4	2	6	2	5	8	12	9	2	3	1	68	
▲	-	3	-	-	1	-	-	1	1	-	1	3	3	6	2	6	2	5	-	34	
Pleura																					C38.4, C45.0
▼	-	-	-	1	-	1	-	2	2	-	3	4	12	12	15	11	8	4	2	77	
▲	-	-	-	-	-	1	-	-	-	1	-	1	2	13	11	12	5	5	2	53	
Bones, joints and articular cartilage																					C40-C41
▼	-	1	5	13	8	4	5	7	5	4	8	12	15	12	7	8	6	-	1	121	
▲	-	-	4	5	3	1	6	2	4	7	6	9	12	8	12	13	7	5	4	108	
Melanoma of skin																					C43
▼	-	1	-	-	6	17	19	48	67	82	93	90	113	147	145	126	69	60	27	1 110	
▲	-	-	-	-	4	5	20	50	48	83	85	84	143	184	166	177	103	106	35	1 293	
Non-melanoma of skin																					C44, C46.0
▼	-	-	-	-	1	2	16	32	72	108	177	277	376	612	797	828	540	545	262	4 645	
▲	-	-	1	1	1	6	9	26	47	99	208	278	378	693	846	1 130	817	938	520	5 998	
Mesothelioma (pleura excluded)																					C45.1-9
▼	-	-	-	-	-	-	-	1	2	1	2	1	2	-	-	-	-	1	1	11	
▲	-	-	-	-	-	-	-	-	3	-	-	3	2	2	1	1	1	1	-	14	
Retroperitoneum and peritoneum																					C48
▼	-	5	2	-	1	2	3	2	3	5	10	9	11	9	18	14	10	5	-	109	
▲	1	2	2	1	1	-	2	4	7	4	6	14	16	23	29	21	14	13	3	163	
Connective and other soft tissues																					C 46.1, C49
▼	-	3	1	4	6	4	11	7	18	25	20	23	26	31	28	35	20	14	11	287	
▲	-	1	1	2	3	3	5	4	8	13	22	22	21	42	36	47	22	20	7	279	
Breast																					C50
▼	-	-	-	-	-	-	-	-	3	5	7	4	9	14	10	13	5	6	1	77	
▲	-	-	-	-	-	6	63	225	528	895	1 157	1 228	1 448	1 769	1 792	1 562	760	617	208	12 258	

* does not include cases of AR Krym, Sevastopol city

Annex A - continued

Age	0+	1-4	5-9	10-14	15-19	20-24	25-29	30-34	35-39	40-44	45-49	50-54	55-59	60-64	65-69	70-74	75-79	80-84	85+	Cases*	
Vulva																					C51
▲	-	-	-	-	-	1	-	4	4	15	9	19	28	46	73	70	67	76	28	440	
Vagina																					C52
▲	-	-	-	-	-	-	1	-	1	2	4	6	10	7	6	12	6	7	4	66	
Cervix uteri																					C53
▲	-	-	-	-	1	10	40	142	282	330	396	379	356	364	262	241	105	67	29	3 004	
Corpus uteri																					C54
▲	-	-	-	-	-	1	9	20	65	148	313	613	882	1 150	997	829	323	189	62	5 601	
Uterus, NOS																					C55
▲	-	-	-	-	-	-	-	-	3	6	7	4	10	11	14	16	4	6	-	81	
Ovary																					C56
▲	-	1	3	2	6	11	29	53	102	176	303	335	335	487	401	297	133	106	26	2 806	
Other female genital organs																					C57
▲	-	-	-	-	-	-	-	1	1	-	10	9	20	15	16	13	-	2	1	88	
Placenta																					C58
▲	-	-	-	-	-	-	-	2	2	-	3	1	-	-	-	-	-	-	-	8	
Penis																					C60
▼	-	1	-	-	-	-	-	3	5	7	12	15	18	25	22	20	12	11	2	153	
Prostate gland																					C61
▼	-	-	-	1	-	-	-	-	3	5	40	151	487	1 017	1 510	1 756	956	684	196	6 806	
Testis																					C62
▼	-	5	1	1	5	28	52	59	53	53	20	18	12	5	12	2	1	3	1	331	
Kidney																					C64
▼	2	5	2	-	2	2	8	29	52	77	163	218	294	391	355	283	134	88	21	2 126	
▲	1	9	4	-	3	5	5	17	12	48	61	100	174	260	264	245	121	64	25	1 418	
Renal pelvis																					C65
▼	-	-	-	-	-	-	-	1	1	-	4	6	5	18	20	11	3	4	4	77	
▲	-	-	-	-	-	-	-	1	-	-	3	3	2	3	8	7	6	2	1	36	
Ureter																					C66
▼	-	-	-	-	-	-	1	-	1	2	1	6	9	13	9	10	7	2	1	62	
▲	-	-	-	-	-	-	1	-	-	1	1	1	3	4	10	7	6	3	1	38	
Bladder																					C67
▼	-	-	-	-	-	3	11	14	28	59	86	168	285	483	556	543	283	228	77	2 824	
▲	-	-	-	-	1	2	1	5	4	9	17	26	55	77	107	123	79	79	29	614	
Eye and adnexa																					C69
▼	3	2	1	-	-	-	2	4	3	5	4	7	12	9	10	7	4	4	1	78	
▲	3	2	-	-	-	-	1	2	2	6	4	11	14	11	11	7	-	2	2	78	

* does not include cases of AR Krym, Sevastopol city

Annex A - continued

Age	0+	1-4	5-9	10-14	15-19	20-24	25-29	30-34	35-39	40-44	45-49	50-54	55-59	60-64	65-69	70-74	75-79	80-84	85+	Cases*
Brain, meninges and other parts of central nervous system																				C70-C72
▼	-	12	13	18	11	16	30	34	42	60	62	87	113	111	91	67	14	14	1	796
▲	3	8	17	8	5	2	5	18	26	36	45	54	77	97	102	72	27	13	8	623
of which: Brain																				C71
▼	-	11	12	18	11	16	29	30	39	58	58	84	110	109	90	67	14	13	1	770
▲	2	7	16	8	3	1	4	17	22	35	42	53	73	93	97	70	26	13	6	588
Thyroid																				C73
▼	-	-	1	2	8	14	22	30	48	60	55	57	60	35	24	27	4	3	1	451
▲	-	-	-	6	24	48	90	136	174	157	181	189	175	166	132	86	30	26	7	1 627
Other endocrine glands																				C74-C75
▼	2	1	-	-	2	1	-	1	2	2	4	7	8	10	2	3	3	1	1	50
▲	3	1	-	-	-	-	2	3	5	2	6	7	7	9	4	7	1	5	-	62
Lymphomas and other immune- and lymphoproliferative diseases																				C81-C90
▼	1	4	11	21	35	41	50	97	98	112	118	153	197	274	224	190	72	40	19	1 757
▲	-	2	5	20	38	36	50	86	76	80	101	118	155	233	235	218	120	74	19	1 666
of which: Hodgkin lymphoma																				C81
▼	-	1	1	13	20	26	38	58	42	31	27	18	24	27	18	17	2	2	1	366
▲	-	-	1	12	30	30	42	51	36	28	30	16	16	14	19	10	6	8	-	349
non-Hodgkin lymphomas																				C82-C86
▼	-	4	10	21	33	40	47	91	89	94	84	112	132	177	143	127	38	29	13	1284
▲	-	2	4	8	7	6	7	34	34	43	53	73	105	120	138	131	78	53	18	914
Multiple myeloma and plasma cell tumors																				C90
▼	1	-	-	-	-	-	1	3	3	7	23	29	55	74	71	51	28	8	3	357
▲	-	-	-	-	-	-	1	-	2	5	13	29	27	94	72	72	28	8	1	352
Leukemias																				C91-C95
▼	6	35	30	24	24	13	11	30	39	45	79	99	119	174	161	164	75	45	12	1 185
▲	4	40	31	23	19	10	16	19	24	39	46	64	109	115	165	149	91	61	12	1 037
of which: Lymphoid leukemias																				C91
▼	3	31	26	19	14	5	3	12	12	10	39	42	62	81	72	82	33	17	6	569
▲	1	37	23	15	7	3	5	3	3	10	9	29	41	32	60	58	42	27	5	410
Myeloid leukemias																				C92
▼	1	2	2	4	9	5	1	12	16	19	20	31	27	43	58	45	21	15	4	335
▲	2	1	6	7	9	6	8	9	10	16	24	15	36	38	55	44	22	15	6	329
Leukemia of unspecified cell type																				C95
▼	1	2	-	-	-	2	3	-	3	2	4	2	8	6	5	10	5	4	1	58
▲	1	1	1	-	2	1	1	-	1	1	-	5	7	6	5	6	3	4	-	45
Unknown primary site																				C77-C80
▼	-	-	-	-	-	2	1	13	14	30	70	95	134	220	208	201	78	72	33	1 171
▲	-	-	-	-	1	2	6	8	13	27	39	47	70	99	131	165	110	113	45	876

* does not include cases of AR Krym, Sevastopol city

Annex B

Age	0+	1-4	5-9	10-14	15-19	20-24	25-29	30-34	35-39	40-44	45-49	50-54	55-59	60-64	65-69	70-74	75-79	80-84	85+	Cases*
All sites																				C00-C96
▼	3	6	11	9	15	29	50	94	205	429	844	1 503	2 736	4 185	4 669	4 329	2 237	1 910	722	23 986
▲	1	11	11	15	18	15	38	134	269	494	762	1 169	1 742	2 572	2 978	3 186	2 056	2 182	1 021	18 674
All sites, non-melanoma of skin excluded																				C00-C96 (C44, C46.0 excluded)
▼	3	6	11	9	15	29	50	93	202	427	842	1 500	2 727	4 174	4 646	4 297	2 213	1 859	682	23 785
▲	1	11	11	15	18	15	38	134	269	494	758	1 166	1 741	2 565	2 969	3 164	2 024	2 116	936	18 445
Lip																				C00
▼	-	-	-	-	-	-	-	-	-	-	1	3	3	6	4	12	7	13	12	61
▲	-	-	-	-	-	-	-	-	-	-	-	-	1	-	-	1	3	5	6	16
Oral cavity																				C01-C08, C46.2
▼	-	-	-	-	-	-	1	4	6	27	70	102	160	165	133	78	31	25	8	810
▲	-	-	-	-	-	-	-	1	1	4	4	12	16	20	16	16	19	27	9	145
Pharynx																				C09-C14
▼	-	-	-	-	-	-	-	3	14	34	80	131	193	246	184	104	41	13	9	1 052
▲	-	-	-	-	-	-	1	1	3	3	8	16	12	19	15	10	3	5	4	100
Oesophagus																				C15
▼	-	-	-	-	-	-	-	2	2	18	38	87	140	171	152	115	38	30	8	801
▲	-	-	-	-	-	-	-	1	3	1	1	6	6	12	19	13	5	12	5	84
Stomach																				C16
▼	-	-	-	-	-	-	3	9	30	41	88	121	234	352	459	377	218	167	53	2 152
▲	-	-	-	-	-	1	4	7	21	33	37	78	101	164	182	243	151	160	62	1 244
Small intestine																				C17
▼	-	-	-	-	-	-	-	-	-	4	2	5	5	12	6	9	2	4	1	50
▲	-	-	-	-	-	-	-	1	-	1	2	4	2	10	6	7	6	-	1	40
Colon																				C18
▼	-	-	-	-	-	-	3	8	8	21	33	64	136	247	326	333	217	189	74	1 659
▲	-	-	-	-	-	-	1	6	8	22	34	48	105	189	288	317	202	246	116	1 582
Rectum, anus																				C19-C21
▼	-	-	-	-	1	-	1	2	11	19	34	82	148	270	342	320	201	175	64	1 670
▲	-	-	-	-	-	1	2	4	8	17	29	64	96	175	212	251	156	222	87	1 324
Liver and intrahepatic bile ducts																				C22
▼	-	-	1	-	1	-	1	3	3	11	25	47	89	76	105	75	38	33	6	514
▲	-	-	-	-	-	-	-	1	3	-	12	13	27	53	56	52	35	43	15	310
Gallbladder and extrahepatic bile ducts																				C23-C24
▼	-	-	-	-	-	-	-	-	-	3	4	5	22	47	27	24	17	11	5	165
▲	-	-	-	-	-	-	-	-	2	1	11	12	27	49	53	58	44	26	12	295
Pancreas																				C25
▼	-	-	-	-	-	-	-	5	11	25	61	101	167	275	249	231	101	80	32	1 338
▲	-	-	-	-	-	-	2	2	11	11	23	38	80	166	204	195	156	161	64	1 113

* does not include cases of AR Krym, Sevastopol city

2022

Number of deaths from cancer for selected sites by age groups

Annex B - continued

Age	0+	1-4	5-9	10-14	15-19	20-24	25-29	30-34	35-39	40-44	45-49	50-54	55-59	60-64	65-69	70-74	75-79	80-84	85+	Cases*
Nasal cavity, accessory sinuses and middle ear																				C30-C31
▼	-	-	-	-	-	-	-	1	2	5	8	9	8	17	17	13	12	4	-	96
▲	-	-	-	-	-	-	1	-	-	3	2	5	1	6	9	4	7	8	5	51
Larynx																				C32
▼	-	-	-	-	-	-	-	-	4	9	33	48	92	126	148	134	44	34	13	685
▲	-	-	-	-	-	-	-	-	-	-	1	2	4	5	2	3	3	2	-	22
Trachea, bronchus and lung																				C33-C34
▼	-	-	-	-	-	3	4	6	15	63	132	315	667	1 056	1 130	938	400	269	64	5 062
▲	-	-	-	-	-	1	-	-	7	28	41	74	98	155	171	199	151	131	54	1 110
Thymus																				C37
▼	-	-	-	-	-	-	1	1	-	2	1	2	1	5	3	3	-	-	-	19
▲	-	-	-	-	-	-	-	-	-	-	1	-	3	2	1	4	-	-	-	11
Heart, mediastinum																				C38 (C38.4 excluded)
▼	-	-	-	-	-	-	4	1	2	2	4	1	5	10	11	5	2	2	-	49
▲	-	-	1	-	-	-	-	-	-	1	1	-	1	2	-	2	1	3	1	13
Pleura																				C38.4, C45.0
▼	-	-	-	-	-	1	-	-	-	-	1	2	9	5	8	5	5	3	1	40
▲	-	-	-	-	-	-	-	-	-	2	2	1	2	6	9	6	4	5	-	37
Bones, joints and articular cartilage																				C40-C41
▼	-	-	-	1	3	3	4	2	2	2	3	10	10	8	9	6	3	2	1	69
▲	-	1	1	4	2	1	2	1	1	3	-	5	6	4	9	9	4	3	2	58
Melanoma of skin																				C43
▼	-	-	-	-	-	-	1	4	13	20	18	30	28	55	46	68	32	31	8	354
▲	-	-	-	-	-	-	-	6	5	12	18	20	33	37	44	56	34	33	22	320
Non-melanoma of skin																				C44, C46.0
▼	-	-	-	-	-	-	-	1	3	2	2	3	9	11	23	32	24	51	40	201
▲	-	-	-	-	-	-	-	-	-	-	4	3	1	7	9	22	32	66	85	229
Mesothelioma (pleura excluded)																				C45.1-9
▼	-	-	-	-	-	-	-	-	1	-	2	-	3	2	-	-	-	2	-	10
▲	-	-	-	-	-	-	-	-	-	-	1	-	3	-	1	2	2	1	-	10
Retroperitoneum and peritoneum																				C48
▼	-	-	-	-	2	1	1	2	2	1	4	5	10	9	12	11	4	2	-	66
▲	-	-	-	3	-	-	-	-	1	2	3	6	9	11	22	16	15	6	1	95
Connective and other soft tissues																				C 46.1, C49
▼	-	-	-	1	1	1	2	2	1	6	6	15	14	20	25	17	10	4	7	132
▲	-	1	-	2	1	-	-	1	-	3	3	5	8	8	15	21	12	17	13	110
Breast																				C50
▼	-	-	-	-	-	-	-	-	1	-	1	1	4	4	4	11	1	5	3	35
▲	-	-	-	-	1	-	5	22	66	148	198	298	388	541	595	610	369	409	196	3 846

* does not include cases of AR Krym, Sevastopol city

Annex B - continued

Age	0+	1-4	5-9	10-14	15-19	20-24	25-29	30-34	35-39	40-44	45-49	50-54	55-59	60-64	65-69	70-74	75-79	80-84	85+	Cases*	
Vulva																					C51
▲	-	-	-	-	-	-	-	-	1	-	5	4	7	13	30	41	28	35	24	188	
Vagina																					C52
▲	-	-	-	-	-	-	-	-	1	1	2	1	5	6	6	6	10	4	2	44	
Cervix uteri																					C53
▲	-	-	-	-	-	1	7	33	57	86	103	131	154	150	126	104	71	49	34	1 106	
Corpus uteri																					C54
▲	-	-	-	-	-	-	-	1	5	15	25	54	103	188	232	231	116	125	50	1 145	
Uterus, NOS																					C55
▲	-	-	-	-	-	-	-	-	-	4	4	3	1	10	7	11	6	4	-	50	
Ovary																					C56
▲	-	-	-	-	-	1	4	8	15	34	77	112	180	218	207	180	85	83	31	1 235	
Other female genital organs																					C57
▲	-	-	-	-	-	-	-	-	-	1	2	3	4	4	5	7	2	1	1	30	
Placenta																					C58
▲	-	-	-	-	-	-	-	-	-	-	-	-	-	-	-	-	-	-	-	-	
Penis																					C60
▼	-	1	-	-	-	-	-	1	-	1	2	4	4	3	12	6	2	9	2	47	
Prostate gland																					C61
▼	-	-	-	-	-	-	-	-	1	1	8	22	105	286	426	630	439	448	187	2 553	
Testis																					C62
▼	-	1	-	-	2	1	2	7	5	10	11	4	4	6	2	3	-	2	-	60	
Kidney																					C64
▼	-	-	1	-	-	1	2	-	7	13	22	43	116	150	176	144	70	53	21	819	
▲	-	-	-	-	-	-	2	3	1	3	11	11	34	61	73	98	63	36	23	419	
Renal pelvis																					C65
▼	-	-	-	-	-	-	-	1	-	1	-	-	-	7	7	9	3	1	1	30	
▲	-	-	-	-	-	-	-	-	-	-	1	-	-	2	2	2	-	2	-	9	
Ureter																					C66
▼	-	-	-	-	-	-	-	-	-	-	-	-	1	7	10	5	3	2	-	28	
▲	-	-	-	-	-	-	-	-	-	-	-	-	-	2	2	1	1	-	2	8	
Bladder																					C67
▼	-	-	-	-	-	-	-	1	2	6	9	33	73	116	184	232	113	120	64	953	
▲	-	-	-	-	-	-	-	-	2	1	2	4	14	7	22	33	22	42	24	173	
Eye and adnexa																					C69
▼	-	-	-	-	-	-	-	-	1	-	3	3	4	5	6	6	3	2	1	34	
▲	-	1	-	1	-	-	-	1	1	1	1	-	2	10	6	4	1	3	2	34	

* does not include cases of AR Krym, Sevastopol city

Annex B - continued

Age	0+	1-4	5-9	10-14	15-19	20-24	25-29	30-34	35-39	40-44	45-49	50-54	55-59	60-64	65-69	70-74	75-79	80-84	85+	Cases*
Brain, meninges and other parts of central nervous system																				C70-C72
▼	-	2	3	3	-	4	9	8	24	27	46	65	69	84	65	39	15	15	1	479
▲	-	3	6	1	3	4	1	16	18	24	36	45	64	67	69	52	19	12	7	447
of which: Brain																				C71
▼	-	2	3	3	-	4	9	8	23	27	44	64	66	83	64	39	15	15	1	470
▲	-	3	6	1	3	3	1	15	17	24	33	45	64	66	68	51	18	12	6	436
Thyroid																				C73
▼	-	-	-	-	-	-	-	-	1	2	1	4	7	11	13	8	5	1	-	53
▲	-	-	-	-	-	-	-	-	-	1	4	2	11	9	21	20	12	21	8	109
Other endocrine glands																				C74-C75
▼	1	1	-	-	-	-	-	-	1	2	2	4	6	5	3	4	1	1	1	32
▲	-	-	-	-	-	-	-	1	1	-	1	-	4	7	3	2	2	2	-	23
Lymphomas and other immune- and lymphoproliferative diseases																				C81-C90
▼	-	-	3	-	-	4	7	6	9	26	29	35	59	91	86	90	24	32	5	506
▲	-	1	-	1	4	2	1	8	13	9	20	41	54	74	77	92	68	46	9	520
of which: Hodgkin lymphoma																				C81
▼	-	-	-	-	-	1	5	3	6	6	7	5	9	11	10	8	-	3	-	74
▲	-	-	-	-	2	1	-	3	6	-	6	4	6	6	8	5	9	7	1	64
non-Hodgkin lymphomas																				C82-C86
▼	-	-	3	-	-	4	7	6	9	23	22	25	41	57	61	59	16	19	4	356
▲	-	1	-	1	1	1	1	5	5	9	11	27	28	36	43	51	39	36	7	302
Multiple myeloma and plasma cell tumors																				C90
▼	-	-	-	-	-	-	-	-	-	3	5	7	15	31	22	30	8	10	-	131
▲	-	-	-	-	1	-	-	-	2	-	3	10	17	32	25	36	18	3	1	148
Leukemias																				C91-C95
▼	2	1	2	4	4	9	4	10	12	7	13	34	47	70	82	69	42	32	11	455
▲	1	4	3	3	7	2	3	6	4	6	15	21	32	46	66	78	47	44	10	398
of which: Lymphoid leukemias																				C91
▼	-	1	1	2	2	5	2	2	5	-	5	17	21	30	36	30	18	19	8	204
▲	-	2	1	-	1	1	-	3	-	1	3	8	11	15	19	34	23	31	5	158
Myeloid leukemias																				C92
▼	1	-	1	2	2	3	-	6	4	5	6	11	13	29	27	27	17	8	1	163
▲	1	1	1	3	3	1	3	3	4	5	10	7	9	19	27	25	13	8	4	147
Leukemia of unspecified cell type																				C95
▼	1	-	-	-	-	1	2	-	2	1	2	2	6	1	4	6	3	1	-	32
▲	-	-	1	-	3	-	-	-	-	-	1	3	4	6	3	8	4	1	1	35
Unknown primary site																				C77-C80
▼	-	-	-	-	-	1	-	4	9	16	44	60	80	141	164	150	64	42	18	793
▲	-	-	-	-	-	1	2	2	9	12	17	24	36	54	79	99	81	76	31	523

* does not include cases of AR Krym, Sevastopol city