




Table 1 - General rates, 2013			
Incidence: number of new cases*	1098	581	517
Incidence (crude rate)	14.3	14.8	13.9
Incidence (age-standardized, world standard)	14.6	15.1	14.1
Incidence (age-standardized, Ukrainian standard)	13.5	13.8	13.1
Change of incidence rate 2013 compared to 2012, % (Ukrainian standard)	-0.8% ~	-4.9% ↓↓	4.2% ↑
Mortality: number of new cases*	268	157	111
Mortality (crude rate)	3.5	4.0	3.0
Mortality (age-standardized, world standard)	3.6	4.0	3.0
Mortality (age-standardized, Ukrainian standard)	3.3	3.8	2.7
Lived less than 1 year since the diagnosis in 2013, %	16.4	17.7	14.9
From among the newly diagnosed – diagnosed post mortem, %	0.7	1.0	0.4
Microscopically verified diagnoses, %	95.4	96.0	94.6
Diagnoses verified with histology, %	78.2	78.3	78.1
Patients diagnosed during the preventive medical examinations, %	9.9	8.8	11.2
Newly diagnosed patients received the special treatment, % *	85.1	84.4	85.9
of which:			
- surgical treatment only, %	17.2	15.0	19.6
- combined or complex scheme of treatment, %	24.9	23.0	27.0

* - number of new cases and deaths for whole Ukraine do not include data from Louganska oblast and Sevastopol city



















Table 2 - Incidence and mortality, 2013	Crude incidence rate per 100 000 of population			Age-standardized incidence rate (world standard)			Age-standardized incidence rate (Ukrainian standard)			Crude mortality rate per 100 000 of population			Age-standardized mortality rate (world standard)			Age-standardized mortality rate (Ukrainian standard)		
																		
Ukraine	14.3	14.8	13.9	14.6	15.1	14.1	13.5	13.8	13.1	3.5	4.0	3.0	3.6	4.0	3.0	3.3	3.8	2.7
AR Krym	17.1	17.0	17.3	17.4	17.2	17.6	15.3	15.7	14.9	4.1	4.5	3.6	4.1	4.7	3.6	4.0	5.0	2.9
Vinnitska	15.5	18.3	12.5	16.0	18.9	13.0	14.2	16.4	11.9	4.4	3.9	4.9	4.5	4.4	4.7	3.9	3.3	4.5
Volynska	11.5	13.2	9.7	11.9	13.6	10.0	10.1	11.8	8.3	5.5	6.6	4.4	5.6	6.7	4.5	5.1	6.3	3.8
Dnipropetrovska	17.6	19.1	15.9	17.9	19.6	16.1	17.9	19.6	16.0	3.6	2.8	4.4	3.7	2.9	4.6	3.7	3.4	4.0
Donetska	11.8	11.7	11.8	12.1	12.2	12.1	10.8	10.3	11.3	2.7	3.5	1.9	2.8	3.6	1.8	2.6	3.3	1.9
Zhytomyrska	11.4	11.1	11.8	12.0	11.5	12.5	10.1	10.3	9.9	2.0	0.0	4.2	1.9	0.0	4.0	1.9	0.0	3.9
Zakarpatska	7.7	6.8	8.6	7.8	6.9	8.8	7.9	7.3	8.6	3.5	2.7	4.3	3.5	2.7	4.4	4.1	3.6	4.7
Zaporizzka	12.4	14.8	10.0	12.8	15.2	10.3	11.2	13.5	8.8	4.1	5.4	2.9	4.2	5.5	2.9	3.8	4.6	3.0
Ivano-Frankivska	12.4	13.8	10.9	12.8	13.8	11.7	11.6	14.0	9.2	4.6	4.8	4.4	4.9	4.7	5.0	3.7	4.5	2.8
Kyivska	16.2	15.1	17.4	16.4	15.4	17.4	15.3	13.4	17.2	2.3	3.8	0.7	2.3	3.8	0.7	1.9	2.8	1.0
Kirovogradska	10.4	12.4	8.3	10.8	13.0	8.5	9.7	12.1	7.3	4.1	2.3	6.0	4.3	2.3	6.3	4.2	3.1	5.4
Louganska																		
Lvivska	12.4	13.3	11.5	12.9	13.8	12.0	11.8	13.3	10.2	3.5	2.8	4.2	3.6	2.7	4.5	3.1	2.8	3.4
Mykolajivska	16.3	16.8	15.8	16.5	17.4	15.5	15.1	14.4	15.8	6.2	6.5	5.9	6.3	6.4	6.1	6.4	6.6	6.1
Odessa	14.7	16.4	13.0	14.9	16.5	13.2	13.4	14.7	12.0	4.5	6.6	2.3	4.6	6.7	2.4	4.0	5.7	2.1
Poltavska	14.4	15.6	13.1	14.6	15.8	13.4	13.4	14.8	12.0	2.5	4.1	0.9	2.6	4.2	0.9	2.6	3.9	1.2
Rivnenska	15.4	15.0	15.7	15.7	15.5	15.9	15.3	15.4	15.1	3.3	5.0	1.5	3.4	5.2	1.6	3.0	4.1	1.8
Soumska	10.1	10.9	9.2	10.6	11.9	9.1	9.3	9.8	8.7	1.7	3.3	0.0	1.5	3.0	0.0	1.8	3.5	0.0
Temopil'ska	15.0	14.2	15.9	15.1	14.8	15.4	14.9	13.1	16.7	3.4	4.7	2.0	3.4	5.1	1.6	3.3	4.3	2.2
Kharkivska	12.2	13.1	11.4	12.5	13.4	11.6	11.2	12.0	10.5	3.1	4.2	2.0	3.1	4.2	2.0	3.0	3.9	2.0
Khersonska	17.8	16.8	18.8	17.8	16.5	19.1	17.3	16.8	17.8	2.5	3.0	2.1	2.5	2.7	2.2	3.1	3.6	2.4
Khmel'nitska	19.5	17.8	21.4	19.6	17.9	21.4	19.1	17.3	21.0	2.1	1.6	2.6	2.2	1.5	2.9	1.9	2.0	1.7
Cherkasska	22.0	17.6	26.6	22.4	18.6	26.4	20.0	14.8	25.4	1.9	0.9	3.0	2.0	0.8	3.3	1.8	1.0	2.7
Chernivetska	14.1	10.6	17.8	13.9	10.8	17.1	14.8	10.7	18.9	6.0	7.4	4.4	6.4	8.1	4.6	4.4	5.4	3.3
Chernigivska	16.0	17.4	14.6	16.6	18.5	14.7	15.2	14.9	15.5	4.2	4.6	3.7	4.3	4.9	3.6	3.7	3.6	3.8
Kyiv city	18.1	19.5	16.6	18.3	19.8	16.8	17.2	18.4	16.1	3.4	5.4	1.3	3.4	5.5	1.3	3.2	5.4	0.9
Sevastopol city																		

Table 3 - Incidence and mortality, 2014	Number of new cancer cases registered in 2014*			Crude incidence rate per 100 000 of population			Number of deaths from cancer registered in 2014*			Crude mortality rate per 100 000 of population		
	♂	♀	♂	♂	♀	♂	♂	♀	♂	♂	♀	♂
Ukraine				13.8	15.0	12.5				3.9	4.4	3.4
AR Krym	57	30	27	16.3	16.7	15.9	14	11	3	4.0	6.1	1.8
Vynnytska	33	20	13	11.2	13.2	9.1	19	12	7	6.5	7.9	4.9
Volynska	29	14	15	12.3	11.5	13.1	9	3	6	3.8	2.5	5.3
Dnipropetrovska	91	57	34	16.2	19.7	12.5	25	18	7	4.5	6.2	2.6
Donetska	61	30	31	9.2	8.8	9.6	26	11	15	3.9	3.2	4.7
Zhytomyrska	25	17	8	10.3	13.6	6.8	8	5	3	3.3	4.0	2.5
Zakarpatska	28	17	11	9.7	11.5	7.8	18	12	6	6.3	8.1	4.3
Zaporizzka	31	18	13	10.7	12.0	9.3	11	8	3	3.8	5.4	2.1
Ivano-Frankivska	38	20	18	13.6	13.9	13.2	3	2	1	1.1	1.4	0.7
Kyivska	50	28	22	16.1	17.4	14.6	10	7	3	3.2	4.4	2.0
Kirovogradska	29	18	11	17.0	20.5	13.2	4	2	2	2.3	2.3	2.4
Louganska												
Lvivska	76	42	34	15.8	17.0	14.5	16	12	4	3.3	4.9	1.7
Mykolajivska	45	22	23	21.6	20.5	22.8	13	7	6	6.3	6.5	5.9
Odesska	63	31	32	14.1	13.6	14.7	20	9	11	4.5	3.9	5.1
Poltavska	35	22	13	14.9	18.2	11.4	13	6	7	5.5	5.0	6.1
Rivnenska	45	24	21	16.4	17.1	15.7	10	3	7	3.6	2.1	5.2
Soumska	29	15	14	16.4	16.5	16.3	7	2	5	4.0	2.2	5.8
Ternopil'ska	23	16	7	11.2	15.2	7.0	12	8	4	5.9	7.6	4.0
Kharkivska	48	27	21	11.5	12.5	10.3	13	11	2	3.1	5.1	1.0
Khersonska	25	12	13	12.7	11.9	13.6	10	3	7	5.1	3.0	7.3
Khmelnitska	33	16	17	13.8	13.0	14.6	8	3	5	3.3	2.4	4.3
Cherkasska	35	15	20	16.9	14.1	19.9	2	2	0	1.0	1.9	0.0
Chernivetska	24	12	12	13.0	12.7	13.3	5	3	2	2.7	3.2	2.2
Chernigivska	31	19	12	18.6	22.2	14.7	6	4	2	3.6	4.7	2.5
Kyiv city	68	46	22	14.1	18.6	9.4	14	7	7	2.9	2.8	3.0
Sevastopol city												

* - number of new cases and deaths for whole Ukraine omitted due to the impossibility of obtaining data from some regions

Table 4 - Rates, 2014	Undefined stage or form for new cases 2014 *						Lived less than 1 year since diagnosis in 2013, %	of which diagnosed post- mortem in 2013**	Received special treatment %	Micro- scopically verified, %	During the preven- tive exami- nation, %	Patients per 100 000 of population		
	C00-C80		C81-C85		C91-C95							♂	♀	♂
	number	%	number	%	number	%								
Ukraine	88	15.6	99	67.8	18	5.6	16.4		83.3	95.1	11.6	78.3	84.1	72.2
AR Krym	5	16.7	5	71.4	0	0.0	6.8	0	63.2	87.7	3.5	93.2	102.9	82.9
Vynnytska	1	4.3	4	100.0	1	16.7	30.4	0	97.0	90.9	3.0	77.8	78.5	77.0
Volynska	4	22.2	3	50.0	0	0.0	51.9	1	85.7	96.6	0.0	63.1	77.1	48.1
Dnipropetrovska	2	5.1	4	36.4	0	0.0	15.3	0	82.4	95.6	9.9	80.0	93.0	66.2
Donetska	2	6.3	6	85.7	1	5.0	16.7	0	73.8	91.8	4.9	66.8	79.1	53.8
Zhytomyrska	2	15.4	1	100.0	1	9.1	7.1	0	80.0	96.0	4.0	75.6	68.8	82.8
Zakarpatska	4	26.7	1	25.0	0	0.0	36.4	0	85.7	92.9	3.6	51.4	54.8	47.8
Zaporizzka	5	31.3	2	66.7	0	0.0	25.7	0	46.7	100.0	6.7	66.6	70.3	62.6
Ivano-Frankivska	6	30.0	9	100.0	0	0.0	22.9	1	89.5	94.7	0.0	62.0	66.7	57.2
Kyivska	0	0.0	3	100.0	1	7.1	10.2	1	83.0	92.0	12.8	98.9	101.3	96.3
Kirovogradska	0	0.0	5	83.3	0	0.0	16.7	0	75.0	89.7	0.0	70.2	75.3	64.8
Louganska														
Lvivska	4	10.8	7	70.0	2	7.1	16.7	0	97.4	94.7	21.1	86.5	90.6	82.1
Mykolajivska	1	3.7	2	40.0	3	27.3	17.6	0	97.7	97.8	97.7	75.0	89.7	59.5
Odesska	6	14.3	10	90.9	5	55.6	20.0	0	66.1	100.0	0.0	74.9	77.4	72.3
Poltavska	0	0.0	7	100.0	0	0.0	24.2	0	57.1	91.4	11.4	77.8	79.3	76.2
Rivnenska	6	23.1	9	100.0	0	0.0	7.1	0	100.0	97.8	17.8	78.2	80.3	76.0
Soumska	0	0.0	3	50.0	0	0.0	16.7	0	93.1	93.1	6.9	83.3	87.2	79.2
Ternopil'ska	2	18.2	0	0.0	0	0.0	22.6	1	90.5	95.7	4.8	63.6	62.9	64.3
Kharkivska	6	25.0	8	80.0	0	0.0	10.0	1	93.5	95.8	2.2	80.2	84.1	76.1
Khersonska	0	0.0	0	0.0	1	9.1	8.6	0	96.0	100.0	0.0	80.4	83.3	77.4
Khmelnitska	4	22.2	1	16.7	0	0.0	10.6	0	87.9	93.9	3.0	89.4	90.1	88.7
Cherkasska	1	6.7	0	0.0	1	8.3	4.3	0	97.1	97.1	0.0	128.6	132.2	124.7
Chernivetska	7	58.3	3	100.0	1	12.5	26.9	3	83.3	100.0	12.5	68.7	70.7	66.7
Chernigivska	4	23.5	2	33.3	0	0.0	22.2	0	93.5	96.8	0.0	72.5	83.1	61.4
Kyiv city	16	37.2	4	57.1	1	5.6	7.1	0	80.6	97.1	25.4	90.1	101.9	77.6
Sevastopol city														

* - Ann-Arbour stage for lymphomas, stage according to TNM for other cancers, form – for leukemia;

** - number of new cases and deaths for whole Ukraine omitted due to the impossibility of obtaining data from some regions